


QTG70L-WIZ

Wireless LED Steady/ Flashing Tower Light



QTG70L-WIZ series

QTG70L-WIZ Ø70mm Pole Mount, LED Steady/Flashing Type

Model number	Layer	Voltage	Current	Certificate	Weight	Color
QTG70L-WIZ Steady	1	DC12V	0.150A	 DC24V only AC,DC24V only AC,DC24V only	0.57kg	● R-Red
QTG70L-WIZ-BZ Steady w/ built-in buzzer		DC24V	0.110A		0.57kg	
QTG70L-WIZ-BZ Steady/Flashing	2	DC12V	0.240A		0.69kg	● R-Red ● G-Green
QTG70LF-WIZ Steady/Flashing w/ built-in buzzer		DC24V	0.160A		0.69kg	
QTG70L-WIZ-BZ Steady/Flashing w/ built-in buzzer	3	DC12V	0.330A		0.84kg	● R-Red ● A-Amber ● G-Green
QTGA70L-WIZ Steady		DC24V	0.220A	0.84kg		
QTGA70L-WIZ-BZ Steady w/ built-in buzzer	4	DC12V	0.420A	0.99kg	● R-Red ● A-Amber ● G-Green ● B-Blue	
QTGA70LF-WIZ Steady/Flashing		DC24V	0.270A	0.99kg		
QTGA70L-WIZ-BZ Steady/Flashing w/ built-in buzzer	5	DC12V	0.510A	1.23kg	● R-Red ● A-Amber ● G-Green ● B-Blue ● W-White	
QTGA70LF-WIZ-BZ Steady/Flashing w/ built-in buzzer		DC24V	0.320A	1.23kg		
		AC110V-220V	Max. 0.070A		0.57kg	

* AC type model has a free-voltage range of 100V-240V.

Wiring Instructions

- External power line : UL1015 AWG18(0.75sq)×2C 400mm
- External signal line : UL1007 AWG22(0.3sq) 400mm
- LED tower light can be wiring with external contact and transistor
- * Please refer to page 176-178 for detailed wiring information.

Mounting Bracket

Standard	LB24	LW24	QZ24	SZ24	QL24	SL24	QLA24
Steel	Steel	PC	PC	Al	PC	Al	PC

* Please refer to page 22-27 for detailed dimensions.

Customization

- Customized pole length available
- Black housing tower lights

Ordering Specification

QTG70L-WIZ	-	3	-	110/220	-	RAG	-	LW24
[Model number]		[Layer]		[Voltage]		[Color]		[Mounting bracket]
<ul style="list-style-type: none"> • QTG70L-WIZ • QTG70L-WIZ-BZ • QTG70LF-WIZ • QTG70LF-WIZ-BZ • QTGA70L-WIZ • QTGA70L-WIZ-BZ • QTGA70LF-WIZ • QTGA70LF-WIZ-BZ 		<ul style="list-style-type: none"> • 1-1 layer • 2-2 layers • 3-3 layers • 4-4 layers • 5-5 layers 		<ul style="list-style-type: none"> • 12-DC12V • 24-DC24V • 110/220 • -AC110V-220V 		<ul style="list-style-type: none"> • R-Red • A-Amber • G-Green • B-Blue • W-White 		<ul style="list-style-type: none"> • None-Standard • Bracket • -LB24 -LW24 • -QZ24 -SZ24 • -QL24 -SL24 • -QLA24

PC Connection Components

	Suitable for single or small-scaled network. Can connect up to 32 devices
	Suitable for large-scaled network. One gateway unit is a single group, can connect up to 24 groups (each group can connect to 32 devices) * Network router is required for group communication

QTG-WIZ series

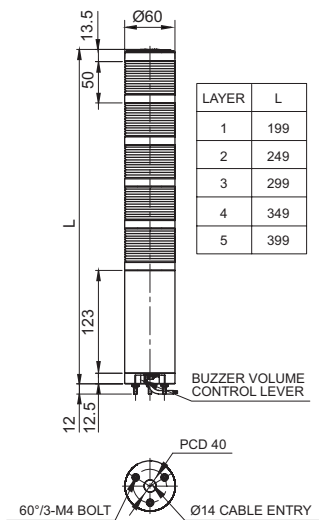
Wireless LED Steady/ Flashing Tower Light



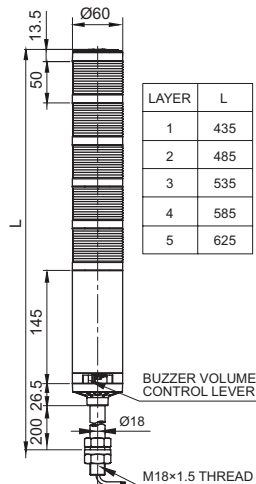
Technical Diagram

(Units : mm)

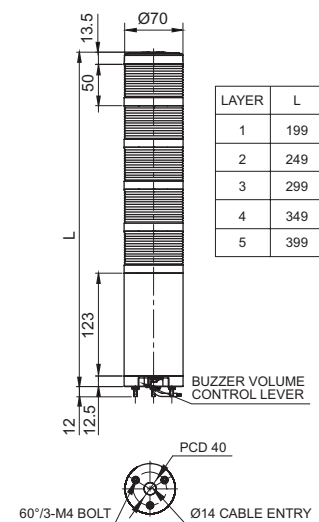
QTG60ML(F)-WIZ-Series



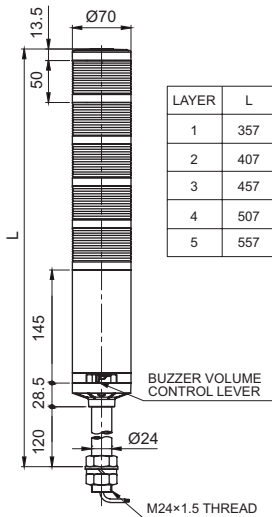
QTG60L(F)-WIZ-Series



QTG70ML(F)-WIZ-Series



QTG70L(F)-WIZ-Series



QTG-WIZ series

Wireless LED Steady/ Flashing Tower Light



Wiring Instructions

• Please wire the product as followings when control via wireless network

Applied products	Connection by USB	
AC/DC Steady/ Flashing QTG60ML-WIZ QTG60L-WIZ QTG70ML-WIZ QTG70L-WIZ	<div style="display: flex; justify-content: space-around;"> <div data-bbox="351 488 877 806"> <p style="text-align: center;">Connection via USB Dongle</p> </div> <div data-bbox="925 488 1452 806"> <p style="text-align: center;">Connection via Gateway</p> </div> </div> <p style="text-align: center;">Suitable for single or small-scaled network. Can connect up to 32 devices</p>	
Applied products	Connection by Ethernet	
AC/DC Steady/ Flashing QTG60MLF-WIZ QTG60LF-WIZ QTG70MLF-WIZ QTG70LF-WIZ	<div style="display: flex; justify-content: space-around;"> <div data-bbox="351 1176 877 1500"> <p style="text-align: center;">Ethernet connection via Gateway</p> </div> <div data-bbox="925 1176 1452 1500"> <p style="text-align: center;">Connection via Gateway and Ethernet Router</p> </div> </div> <div style="display: flex; justify-content: space-around; margin-top: 20px;"> <div data-bbox="367 1556 829 1624"> <p>Suitable for single or small-scaled network. Can connect up to 32 devices</p> </div> <div data-bbox="949 1556 1508 1646"> <p>Suitable for large-scaled network. One gateway unit is a single group, can connect up to 24 groups, 768 devices (each group can connect to 32 devices)</p> </div> </div>	

• AC Steady type, AC/DC Steady/ Flashing type : External power line - UL1015 AWG18(0.75sq)×2C 400mm

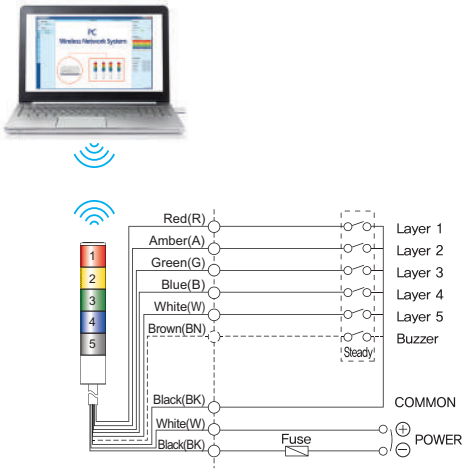
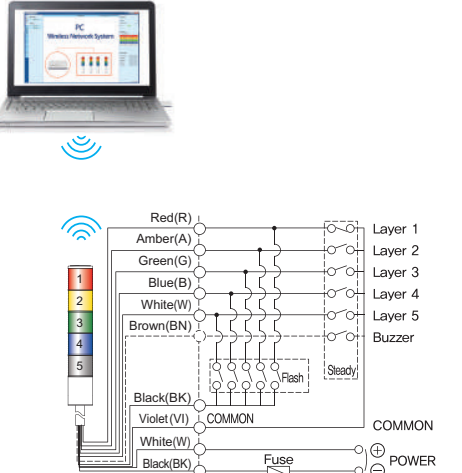
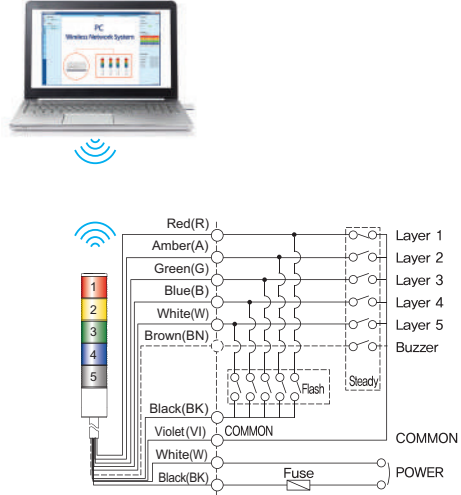
QTG-WIZ series

Wireless LED Steady/ Flashing Tower Light



Wiring Instructions

- Please wire the product by referring below instruction.
- You can monitor status of tower light and control them via wireless network.

Applied products	External Contact	
AC/DC Steady/ Flashing QTG60ML-WIZ QTG60L-WIZ QTG70ML-WIZ QTG70L-WIZ	 <p> <ul style="list-style-type: none"> • QTG(A)□□(M)L - WIZ : Same wiring including buzzer type • QTG□□L ↳ Lens diameter 60(60mm) : QTG60(M)L 70(70mm) : QTG70(M)L </p>	
AC/DC Steady/ Flashing QTG60MLF-WIZ QTG60LF-WIZ QTG70MLF-WIZ QTG70LF-WIZ	 <p> <ul style="list-style-type: none"> • QTG(A)□□(M)L - WIZ : Same wiring including buzzer type • QTG□□L ↳ Lens diameter 60(60mm) : QTG60(M)L 70(70mm) : QTG70(M)L </p>	 <p> <ul style="list-style-type: none"> • QTG(A)□□(M)L - WIZ : Same wiring including buzzer type • QTG□□L ↳ Lens diameter 60(60mm) : QTG60(M)L 70(70mm) : QTG70(M)L </p>

- DC steady type cable specification : External power/ signal line - UL1007 AWG22(0.3sq) 400mm.
- AC steady, AC/DC steady/flashing type cable specification : External power line - UL1015 AWG18(0.75sq) × 2C 400mm, External signal line - UL1007 AWG22(0.3sq) 400mm

QTG-WIZ series

Wireless LED Steady/ Flashing Tower Light



Wiring Instructions

• Wiring to transistor, use the NPN transistor. Please wire properly based on wiring instructions below.

Applied products	External Contact	
<p>AC/DC Steady/ Flashing</p> <p>QTG60ML-WIZ QTG60L-WIZ QTG70ML-WIZ QTG70L-WIZ</p>	<ul style="list-style-type: none"> • QTG(A) □ □ (M)L - WIZ : Same wiring including buzzer type • QTG □ □ L <ul style="list-style-type: none"> └ Lens diameter 60(60mm) : QTG60(M)L 70(70mm) : QTG70(M)L 	
<p>AC/DC Steady/ Flashing</p> <p>QTG60MLF-WIZ QTG60LF-WIZ QTG70MLF-WIZ QTG70LF-WIZ</p>	<p>AC Steady/ Flashing</p> <ul style="list-style-type: none"> • QTG(A) □ □ (M)L - WIZ : Same wiring including buzzer type • QTG □ □ L <ul style="list-style-type: none"> └ Lens diameter 60(60mm) : QTG60(M)L 70(70mm) : QTG70(M)L 	<p>AC Steady/ Flashing</p> <ul style="list-style-type: none"> • QTG(A) □ □ (M)L - WIZ : Same wiring including buzzer type • QTG □ □ L <ul style="list-style-type: none"> └ Lens diameter 60(60mm) : QTG60(M)L 70(70mm) : QTG70(M)L

- DC steady type cable specification : External power/ signal line - UL1007 AWG22(0.3sq) 400mm.
- AC steady, AC/DC steady/flashing type cable specification : External power line - UL1015 AWG18(0.75sq) × 2C 400mm, External signal line - UL1007 AWG22(0.3sq) 400mm