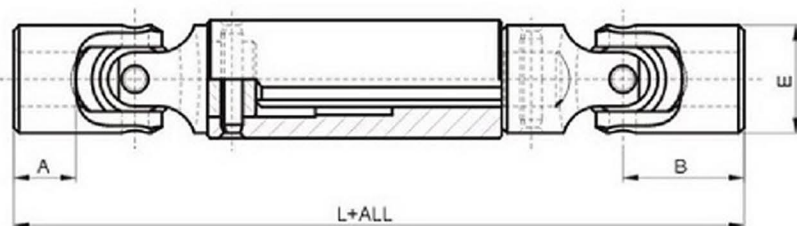
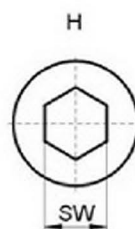
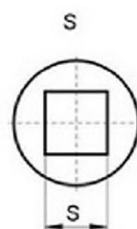
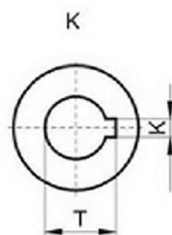
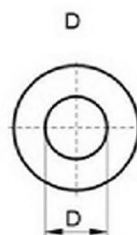
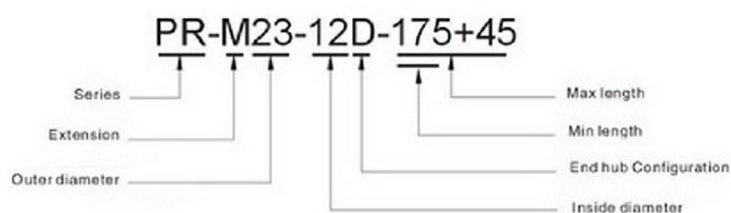




UNIVERSAL JOINT

Example



Size Part No.	D (H7)	E	L+ALL	L+ALL	L+ALL	A	B	SPLINE	K (JS9)	T	S (H8)	SW (H8)
PR-M20	10	20	160+45	180+60	195+75	11.5	22.5	6 -14×11	3	11.4	10	10
PR-M23	12	23	175+45	190+60	205+75	14	25	6-14×11	4	13.8	12	12
PR-M26	14	26	220+75	250+100	300+150	15	28	6-16×13	5	16.3	14	14
PR-M30	16	30	240+75	265+100	330+150	18	32.5	6-20×16	5	18.3	16	16
PR-M35	20	35	285+80	310+100	370+150	21	39	6-22×18	6	22.8	20	20
PR-M40	22	40	320+80	350+100	370+150	25.5	47.5	6-25×21	6	24.8	22	22
PR-M45	25	45	345+80	370+100	410+150	31	54	6-25×21	8	28.3	25	25
PR-M50	30	50	370+80	400+100	450+150	35	61	6-28×23	8	33.3	30	30