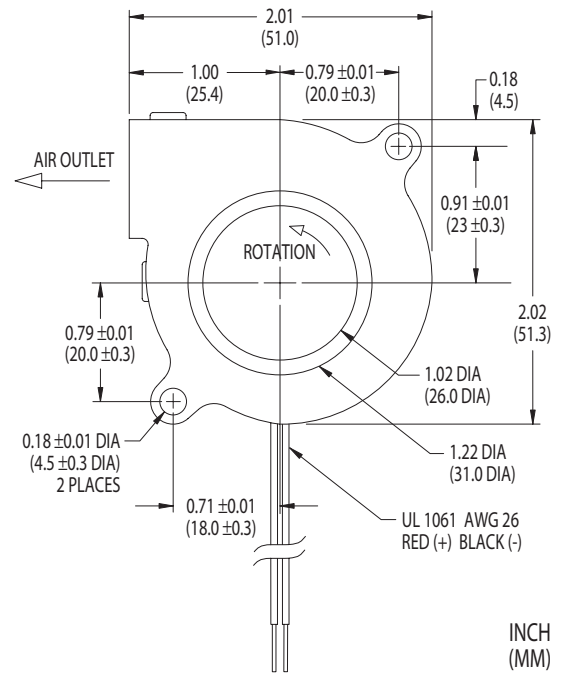
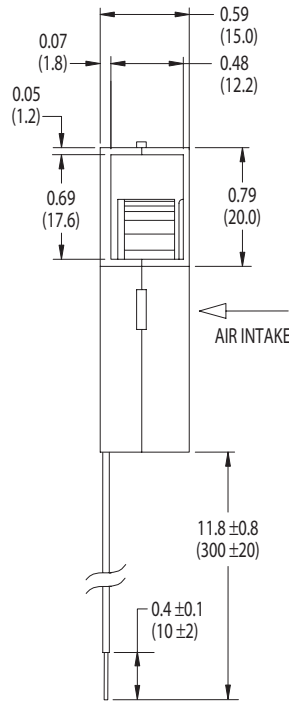


51 × 15mm



- ▶ 2 to 4 CFM Air Flow Ratings
- ▶ Permanently Lubricated Ball Bearings or Long-Life NBR^Δ Designs
- ▶ Alarm/Tachometer/Thermal Speed Control Options Available
- ▶ Sound-Absorbing Thermoplastic Frame and Impeller Rated V-0
- ▶ Color-Coded 11.8 in. (300 mm) Leads




Unit weight = 1 oz. (28 g)

GAMMA 26 Series—Electrical and Mechanical Characteristics

Model	Air Flow (CFM)	Operating Voltage		Current (mA)	Power (W)	Sound Level		Fan Speed (rpm)	Bearing ^Δ	Operating Temp.	
		Nom. (V)	Range (V)			Pressure (dBA)	NPEL (Bels)			Min. (°C)	Max. (°C)
A33997	2.0	12	10.2-13.8	90	1.08	26.5	4.1	3,700	Ball	-10	+70
A34860	2.0	12	10.2-13.8	70	0.84	24.6	4.0	3,700	NBR	-10	+70
A34141	2.0	24	20.4-27.6	60	1.44	26.5	4.1	3,700	Ball	-10	+70
A35038	2.0	24	20.4-27.6	70	1.68	24.6	4.0	3,700	NBR	-10	+70
A33998	3.0	12	10.2-13.8	140	1.68	36.0	4.7	4,700	Ball	-10	+70
A35037	3.0	12	10.2-13.8	100	1.20	33.6	4.6	4,700	NBR	-10	+70
A34142	3.0	24	20.4-27.6	80	1.92	36.0	4.7	4,700	Ball	-10	+70
A35039	3.0	24	20.4-27.6	90	2.16	33.6	4.6	4,700	NBR	-10	+70
A33999	4.0	12	10.2-13.8	170	2.04	39.3	5.1	5,700	Ball	-10	+70
A34861	4.0	12	10.2-13.8	160	1.92	41.8	5.3	5,700	NBR	-10	+70
A34143	4.0	24	20.4-27.6	120	2.88	39.3	5.1	5,700	Ball	-10	+70
A35040	4.0	24	20.4-27.6	110	2.64	41.8	5.3	5,700	NBR	-10	+70

Note: Air flow, current, power, speed and sound level ratings are at nominal voltage against zero static pressure. NPEL = Noise Power Emission Level. Power termination and signal options are designated by two-digit suffixes added to the model names: For color-coded 300 mm power leads with stripped ends, add "-16" to the model numbers.

^Δ NBR, Nidec Bearing Revolution: See <http://www.nidec.com/nbr/nbr.htm>.



Nidec
Nidec America Corporation

phone 781-769-0619 · fax 781-551-6825 · email fans@nidec.com · www.nidec.com

51x15mm

GAMMA 26 Air Performance Characteristics

