





OPIS Engineering k.s.



Movex[®]








Novinka na trhu

Představujeme Vám společnosti Movex. Tato společnost se zaměřuje na potřeby a vývoj konstrukčních prvků pro stavbu dopravníků a dalších strojů s úmyslem navrhnout systematické inovativní řešení. K tomuto účelu Movex investuje do vyspělé technologie a nabízí klientům kompletní sortiment plastových modulárních tabletových řetězců (koberců) a vysoce kvalitní komponenty. Ve svém vlastním úsilí koncentruje odborné znalosti a zkušenosti, navrhuje design a svým zákazníkům poskytuje pružnost v dodávkách, kvalitu a dokonalý servis. Přidejte se k nám k tomuto novému projektu! Movex je řešení, na který jste čekali ! Movex je budoucnost Vašeho úspěchu !

ocelové řetězové pásy




plastické řetězce



řetězky

815  pag. 54	815  pag. 54	815  pag. 55	815  pag. 55	881  pag. 56	881  pag. 56
881  pag. 57	881  pag. 57	805  pag. 58	805  pag. 58	8157  pag. 59	8157  pag. 59
820  pag. 60	820  pag. 60	820  pag. 61	820  pag. 61	880  pag. 62	880  pag. 62
880  pag. 63	880  pag. 63	882  pag. 64	882  pag. 64	882  pag. 65	882  pag. 65
512  pag. 66	512  pag. 66	815  pag. 67	8157  pag. 68	805  pag. 69	820  pag. 70
CC600  pag. 71	CC1400  pag. 72				


























kladky




Magnetické zatačky

tab & magnetické zatačky



880-881 Rm500 	880-881 Rm500 	880-881 Rm500 	880-881 Rm500 	880-881 Rm750 	880-881 Rm750 
880-881 Rm750 	880-881 Rm860 	880-881 K450 - Rm500 	880-881 K450 - Rm610 	880-881 K750 - Rm610 	880-881 K750 - Rm860/750/1000 
882-8857 K750 - Rm610 	882-8857 K750 - Rm750 	882-8857 K750 - Rm860 	882-8857 K750 - Rm1000 	882-8857 K1000 - Rm860 	882-8857 K1200 - Rm860 
LBP 882 K750 - Rm860 	LBP 882 K1000 - Rm860 	LBP 882 K1200 - Rm860 	260M 	261M 	

Tab zatačky

880-881 K325 - K450 - K750 	882 K750 - K1000 - K1200 
---	---



modulární pásy



ložiskové domečky

UCFL série



UCF série



UCFA série



UCF-H / UCFL-H série



CL / CS série



FL / F / FB série



SUCFL / SUCF / SUCFK série




nivelační nožičky



komponenty dopravníků



















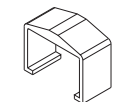
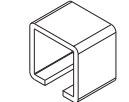
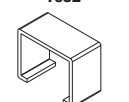
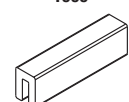
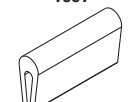
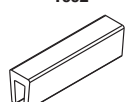
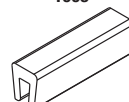
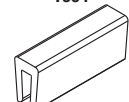
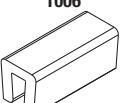
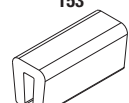
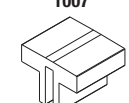
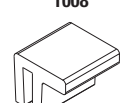
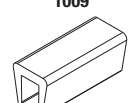
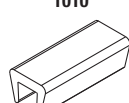
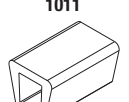
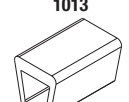
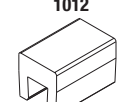



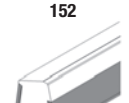





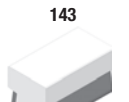

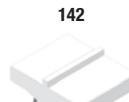

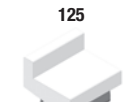
















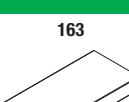
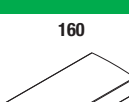
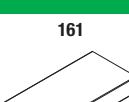
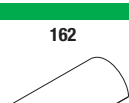





vratné komponenty



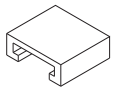
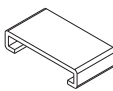
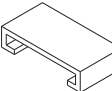
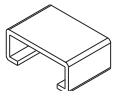
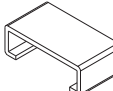
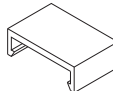
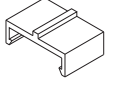
















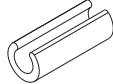
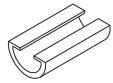






podpůrné komponenty dopravníků



profil

108 	109 	110 	156 	112 	147 
133 	148 	157 	118 	149 	177 
1059 	178 	111 	1060 	180  pag. 180	181 
1052 	1000 	1001 	1002 	1003 	1004 
1006 	153 	1007 	1008 	1009 	1010 
1011 	1013 	1012 	119 	120 	121 
152 	122 	123 	140 	146 	124 
143 	141 	142 	144 	125 	184 
145 	130 	188 	131 	199 	170 
168 	169 	1036 	1037 	167 	171 
172 	173 	192 	163 	160 	161 
162 	164 	165 	154 	155 	134 

profily

1041 	1042 	1043 	1044 	1045 	1053 
1054 	135 	136 	137 	117 	1055  pag. 199
159 	158 	158 	182 	189 	189 
193 	187 	1056 	1057 	186 	166 
1039 	183 	113 	113 	114 	116 
116 	115 