

movexii.com

Movex[®]
PRODUCT OVERVIEW


MODULAR BELTS

8 mm pitch




510FT


1/2" pitch




520FT



520FG




520GT



520LBP



520M




521FT

3/4" pitch



590FT



590FT
OneTrackBelt



590FTT

Transfer Plate



Standard



with Rollers




with Positioner
and Bearings



for Micropitch

15 mm pitch




525HDFT



525HDFG




525HDGT



525GT
SideIndent




530FT



530GT




530GT
SideIndent




530LBP

1" pitch



550FT




550FT
OneTrackBelt



550FTT




550FG



550FG
OneTrackBelt



550GT




550GT
Side Indent



551FT



551FTT




551GT



551GT
Side Indent



551LBP



551PROLBP



552



552FTT




552FTT
OneTrackBelt




552PT



552PT
OneTrackBelt



552GT



552GT
Side Indent

Sideflex modular belt




556FT




556GT



600 Standard



600 Heavy duty



600 Heavy duty
with Bearings



600 Small radius



600 HD/Small radius



600 HD/Small radius
with Bearings

Sideflex chain-belt



260MFT



260MFG



260TAB




261MFT



261TAB



500RR



Zero Contact

Raised Rib 2" pitch

Zero Contact

BELT SPROCKETS



510



521



520



525-530



590



550



551



552



260/261



556



600



Zero Contact




500 RR




500 RR Split V.

STEEL CHAINS

Straight chain



Side flexing chain




PLASTIC CHAINS

Straight chain




Side flexing chain




Special chain



CHAIN SPROCKETS AND IDLER WHEELS




CONVEYOR COMPONENTS



RETURN COMPONENTS




219/201/202
ø40/ø50/ø60



220/203/204
ø47/ø57/ø67



222/224/226
ø40/ø50/ø60



223/225/227
ø47/ø57/ø67



228



209



230



210



211



207
ø40/ø50/ø60/
ø70/ø80



233
ø25/ø60/ø70/
ø90

New



213



215-221



217



230



231

CONVEYOR SUPPORT COMPONENTS



401



402



403



404



407



408



409



499

New



410



411



426



427



425



413



417



414



419



420



415



416



428



429




430



418



421



422



423



424

BEARING SUPPORTS



UCFL



UCF



UCFA



UCFL-H



UCF-H



CL



CS



FL/F/FB



SUCF/SUCFL/SUCFK

LEVELING PADS



Basic 901/909
ø40/ø50/ø60



Basic 953/957
ø80/ø100/ø120



908



Standard
910/918



943/947
ø100



948/952
ø123



Muscle Fixing
958/959
ø123



Easy Clean
919/980



Easy Clean
985/991



Easy Clean
934/939




Easy Clean
992/993

New



960/971

MAGNETIC CORNER TRACKS



Movex Curves

Movex Curves are designed to offer better conveyor performance. Suitable for steel and plastic chains, our curves are produced with computer controlled machines with a smooth chain guide surface.


- Available in different materials and designs:
- Standard UHMW-PE (standard applications)
 - BluLub (limited or no lubrications)
 - RS (high performance)

Movex Curves produced in RS and BluLub materials need less energy and with a lower coefficient of friction, improve product stability and chain wear-life.

These curves are perfectly interchangeable with the standard design.



PROFILES UHMW-PE and *BluLub*



MODULAR BELTS

Movex BlueLine®























MODULAR BELTS SELECTION

Movex® has developed an exceptional series of modular belts tailored precisely to your sector's specific needs.

With a wide variety of surface types including flat top, flush grid, cone top, nub top, perforated top, non-slip, and diamond-top, our belts ensure optimal performance for your specific applications. But that's not all.


Our extensive range of accessories, from non-stick and flat flights to straight and curved tracks, along with sidewalls, guarantees seamless integration and enhanced functionality. At Movex®, we guarantee complete interchangeability with major food belt producers, providing you with unparalleled versatility and flexibility. Plus, our specialty lies in crafting custom products tailored to your unique needs, with the added advantage of short lead times.

Explore Movex's innovative solutions and experience the difference firsthand!

8 mm pitch	 7870 Flat top	 7870 Flush grid	 7870 Diamond top	 7870 Cone top	 7870 Non slip		
19.05 mm pitch	 590 Flat top	 590 Flush grid	 Accessories				
25.4 mm pitch	 7510 Flat top	 7510 Nub top	 7510 Diamond top	 7510 Mesh top	 7520 Flat top	 7520 Flush grid	 Accessories
50.8 mm pitch	 7010 Flat top	 7010 Cone top	 7010 Nub top	 7010 Perforated top	 Accessories		
Modular radius belt	 Zero Contact	 Zero Contact Pro					

To know the availability and the possible configurations of the accessories, please visit our website or contact your sales representative.

SPROCKETS

 7870 Series	 590 Series	 7510 Series	 7520 Series	 7010 Series	 Zero Contact Series
---	---	--	--	--	--

MODULAR SOLUTIONS

 Zero Contact	 Zero Contact S	 Zero Contact Flat Edge	 Zero Contact Hygienic	 Zero Contact Pro / Pro 2 Tracks	 Zero ATP	 Zero ATP Pro	 553 Sorter+
--	---	---	--	--	---	---	--

EXTRUDED PROFILES

Available in **BluLub®** / **Ti-White®** / **UHMW-PE** / **AS Antistatic**

L-Profile					Z-Profile		
	1094	175	1058	174		101	102
					Special shape		
1116	176	1117	1118	1019		107	108
		J-Profile					
105	106		103	104	1014	1017	149
			U-Profile				
1068	1023	1025		109	1111	110	156
			C-Profile				
1059	148	147		1082	1054	163	160
				Bar cap & cover			
162	165	1039	155		1000	1095	1040
		Side guide rail					
1009	181		1103	137	1064	183	158
189 Label s.	1079 RS	1104	1096	187	135	1077 Label s.	1057
1077 RS	1057	193	189 Label s.	1075 RS	117	1055	159/1088/1089
Guide rail							
	119	121 Hygienic	1067	146	142	144	145
Bending machines			Accessories				
	189/199	151		113	114	115	116

RETURN COMPONENTS

219/201/202 ø40/ø50/ø60	220/203/204 ø47/ø57/ø67	222/224/226 ø40/ø50/ø60	223/225/227 ø47/ø57/ø67	236-237	215-221	217


CONVEYOR COMPONENTS




CONVEYOR SUPPORT COMPONENTS



BEARING SUPPORTS



LEVELING FEET



Movex[®]

Global Thinking, Local acting.

movexii.com



Movex S.p.A.

Viale Industria, 22 - 24060
Castelli Calepio (BG) - Italy
P +39 035 8359711
F +39 035 4420873

Movex (Shanghai) Co. Ltd.

Room 1009, No.1728
Huang xing Road
Shanghai, China 200433
P +86 21 65037822
F +86 21 65032692

Movex USA Inc.

78 Corporate Way
Evington, Virginia 24550
P +1-434-616-2590
Toll Free +1-800-461-5179
info-USA@movexii.com

Movex GmbH

Alfred-Nobel-Strasse, 4
68519 Viernheim - Germany
P +49 (0) 6204 9375-0
F +49 (0) 6204 9375-55

Movex Brasil Ltda

Rua Augusto Gutierrez
229 Eden - CEP 18103-011
Sorocaba - SP - Brasil
P +55 15 3141-2550
info-brasil@movexii.com

Movex SA de CV

Av. Aviacion 6503 Bodega B5
Ciudad Granja Zapopan
Jalisco 45010 - Mexico
P (33) 3110-0808
M (33) 1845-8187

Movex France

P +33 06 06 81 99 76
F +33 09 70 62 50 98

Movex Nederland

P +31 (0) 630 99 48 50

Movex Canada Ltd.

P +1-434-616-2590
Toll Free +1-800-461-5179

Movex AG

info@movexindia.com
www.movexindia.com

Movex UK Ltd.

P +44 7720 678442