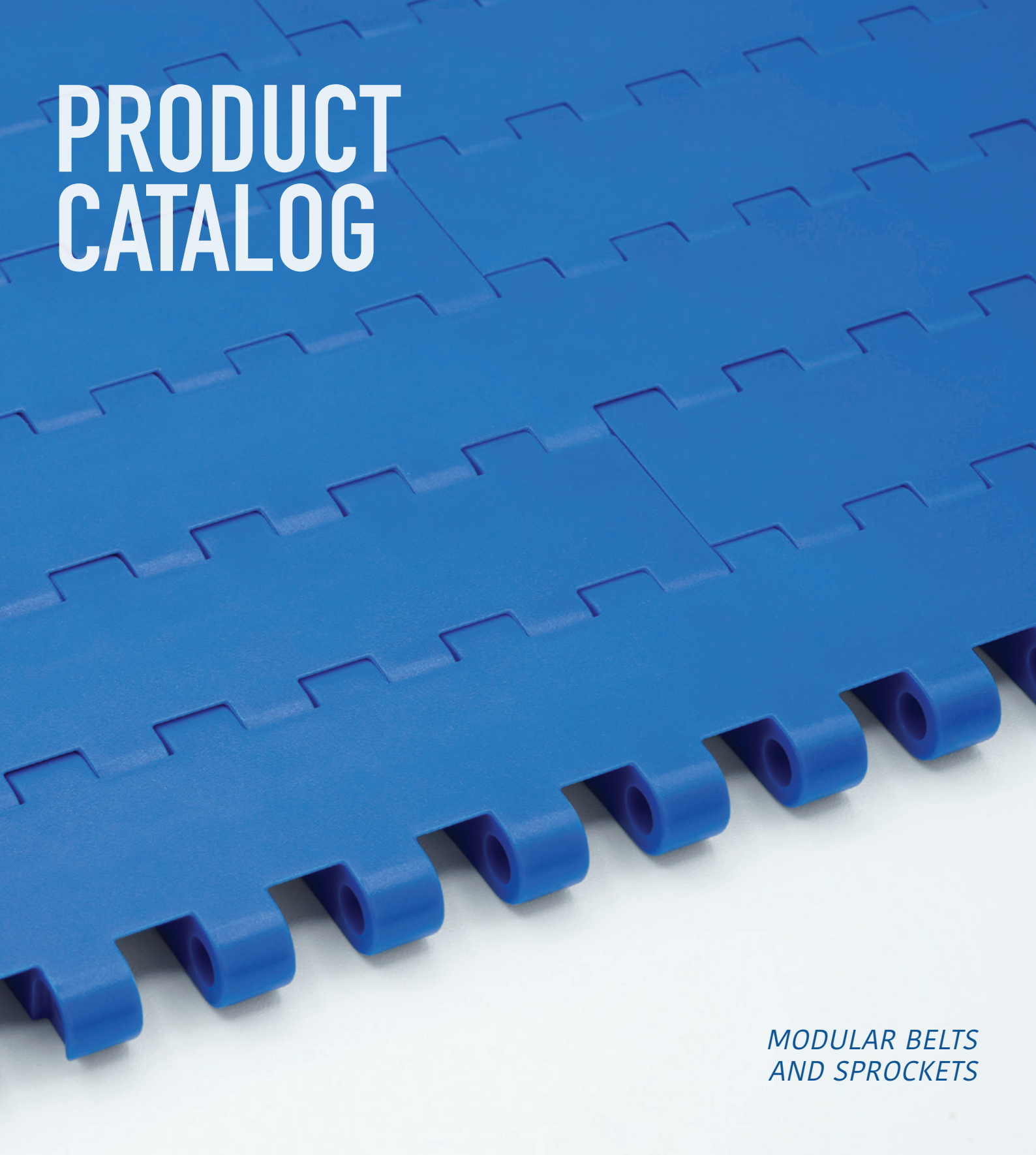


# PRODUCT CATALOG



MODULAR BELTS  
AND SPROCKETS

**Movex**  
**Blueline**<sup>®</sup>  
PRODUCTS SELECTION

**Movex**<sup>®</sup>  
[www.movexii.com](http://www.movexii.com)

# Made in ITALY PERFORMING everywhere.



Company Headquarters  
Castelli calepio (BG) - ITALY

Movex® is a dynamic company driven by the ambition to design and manufacture conveying and material handling technology of the highest quality. We combine superior technical performance and design to provide customers with innovative solutions and impeccable service.

At our Italian headquarters, we design and manufacture standard and customized products and solutions to meet customers' needs in a dynamic and proactive environment.

Movex® follows every single customer from the project to installation, guaranteeing full support. With more than 30 technical sales representatives worldwide, we offer global support directly on-site, via video conference or by phone. Thanks to worldwide warehousing, we are able to provide short lead times and, in the event of the need for faster delivery times, our Priority Service, offering delivery in 1/2 working days, is always available.

As a leader in beverage and logistics conveyor components, Movex® stands as a robust entity in the industry with over 12 years of dynamic presence, ensuring quality products and impeccable service.



## MISSION


To forge our values through the development of ideas and high standards, and to professionally support our partners with flexibility and efficiency.



## VISION

To achieving strong market leadership, while constantly remaining up to date. To plan our future while remaining faithful to our history and values.



  
**Movex**  
**Blueline®**  
*PRODUCTS SELECTION*

After years of successful activity in the beverage sector, **Movex®** has expanded its expertise by developing a selection of products aimed at intercepting and meeting the needs of new sectors, such as the food, meat, poultry, seafood, bakery, vegetable, material handling, and automotive industries. This new chapter in our company's history is called **Blueline®**.

Our absolute priority then focused on fully understanding the needs and challenges of potential clients in the target sectors, through open and continuous dialogue with key market players. This allowed us to outline a strategy focused on creating tailor-made solutions that effectively address market needs and provided valuable insights into customer expectations, emerging innovations, and industry best practices, enabling us to adapt our offerings proactively to keep pace with the rapidly evolving market.

Throughout this process, one fundamental principle has always remained steadfast: a commitment to the quality and reliability that have always characterized our products in the beverage sector. With **Blueline®**, we are committed to offering the same excellence and reliability that our customers have come to know and expect from us.

We are determined to ensure that every product we bring to market carries our distinctive brand of quality and reliability, supported by an unwavering commitment to innovation and excellence.

This catalog contains only Modular belts and related sprockets, to find out the complete **Blueline®** selection, please visit our website or contact your sales representative.


# Movex Blueline®

MODULAR BELTS SELECTION

Are you in the food, meat, poultry, seafood, bakery, vegetables, material handling, or automotive industry? Look no further! Movex® has developed an exceptional series of modular belts tailored precisely to your sector's specific needs.


## 7870 Series

Pitch 8 mm




## 590 Series

Pitch 19.05 mm




## 7510 Series

Pitch 25.4 mm (1 inch)



## 7520 Series

Pitch 25.4 mm (1 inch)




## 7010 Series

Pitch 50.8 mm (2 inch)



## Zero contact Series

Curved belt



With a wide variety of surface types including flat top, flush grid, cone top, nub top, perforated top, non-slip, and diamond-top, our belts ensure optimal performance for your specific applications. But that's not all.

Our extensive range of accessories, from non-stick and flat flights to straight and curved tracks, along with sidewalls, guarantees seamless integration and enhanced functionality.

At Movex®, we guarantee complete interchangeability with major food belt producers, providing you with unparalleled versatility and flexibility. Plus, our specialty lies in crafting custom products tailored to your unique needs, with the added advantage of short lead times.

Ready to revolutionize your operations? Explore Movex's innovative solutions and experience the difference firsthand, in the following pages!

Energy saving | High efficiency | Market interchangeability

FDA APPROVAL






This catalog contains only a limited selection of all the products available at Movex S.p.A.  
For a complete overview, please visit our website or contact your sales representative.

# Modular belts


## 7870 Series

Pitch 8 mm




### 7870 FT

Page 7




### 7870 FG

Page 8




### 7870 DT

Page 9



### 7870 CT

Page 10




### 7870 NS

Page 11


## 590 Series

Pitch 19.05 mm



### 590 FT

Page 13



### 590 FG

Page 14




### Accessories

Page 15


## 7510 Series

Pitch 25.4 mm (1 inch)



### 7510 FT

Page 17



### 7510 NT

Page 18



### 7510 DT

Page 19



### 7510 MT

Page 20



### Accessories

Page 21


## 7520 Series

Pitch 25.4 mm (1 inch)




### 7520 FT

Page 23



### 7520 FG

Page 24




### Accessories

Page 25


## 7010 Series

Pitch 50.8 mm (2 inch)




### 7010 FT

Page 27



### 7010 CT

Page 28



### 7010 NT

Page 29



### 7010 PT

Page 30



### Accessories

Page 31


## Zero contact Series

Fixed radius curved belt



### ZERO CONTACT

Page 33/34




### ZERO CONTACT PRO

Page 35/36

# 7870

Pitch 8 mm  
H= 6 mm




- 7870 FT
- 7870 FG
- 7870 DT
- 7870 CT
- 7870 NS



## 7870 FT Flat Top Tappeto Modulare 7870 FT, H=6 M=3" / Modular Belt Series 7870 FT, H=6 M=3" / Modulare Mattenkette 7870 FT, H=6 M=3"

Backflex radius min.: 7.5 mm | Pin diameter: 3 mm



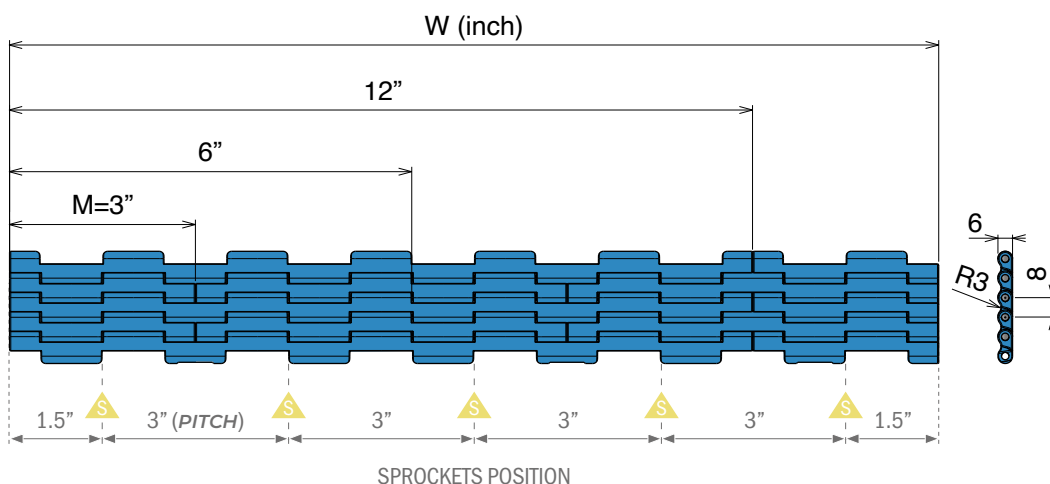
**8 mm**  
PITCH

Imperial Size



- Easier installation
- Quicker maintenance

Width* (inch)
0003
0006
0009
0012
0015
0018
0021
0024
0027
0030
0033
0036
0039
0042
0045
0048
0051
0054

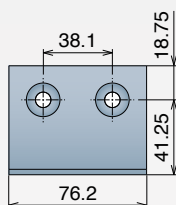


BELT MATERIAL	
<b>POM - Acetal resin</b>	
BELT COLORS	
RAL 5005	Cyan
White	LFA
PINS AVAILABLE	
PBT Pin	
Max w. load:	3000 N/m
Weight:	5.8 kg/m <sup>2</sup>
Temp. range:	-40+80 °C

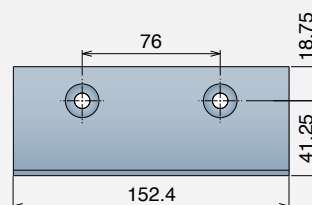
### Nosebars

The best solution for a combination of short transfer and high performance:

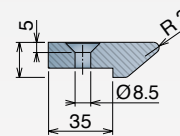
Made from super-performance **BluLub®**, the smallest gaps are reached between the belts to assure a smooth and precise transfer.



Art-Nr. **22818**



Art-Nr. **22819**



\*Belts wider than standard are available with 3 inch increments.

The nominal tensile strength and the nominal width tolerance are valid for a temperature of 23°C (73 °F).

The actual width of the belt typically falls below the nominal value by 0.1% to 0.3%. For POM belts up to 750 mm (30") in width, the shrinkage ranges from -2 mm to 1 mm, and for those wider, from -0.35% to 0%.

Non-Standard belt widths are incremented by 25.4 mm (1"). The minimum width is 50.8 mm (2.0").

## 7870 FG *Flush Grid* Tappeto Modulare 7870 FG, H=6 M=3" Modular Belt Series 7870 FG, H=6 M=3" / Modulare Mattenkette 7870 FG, H=6 M=3"

Backflex radius min.: 7.5 mm | Pin diameter: 3 mm



pg. 38

**25.0%**  
OPEN SURFACE

**8 mm**  
PITCH



- Easier installation
- Quicker maintenance

Width\* (Inch)

0003

0006

0009

0012

0015

0018

0021

0024

0027

0030

0033

0036

0039

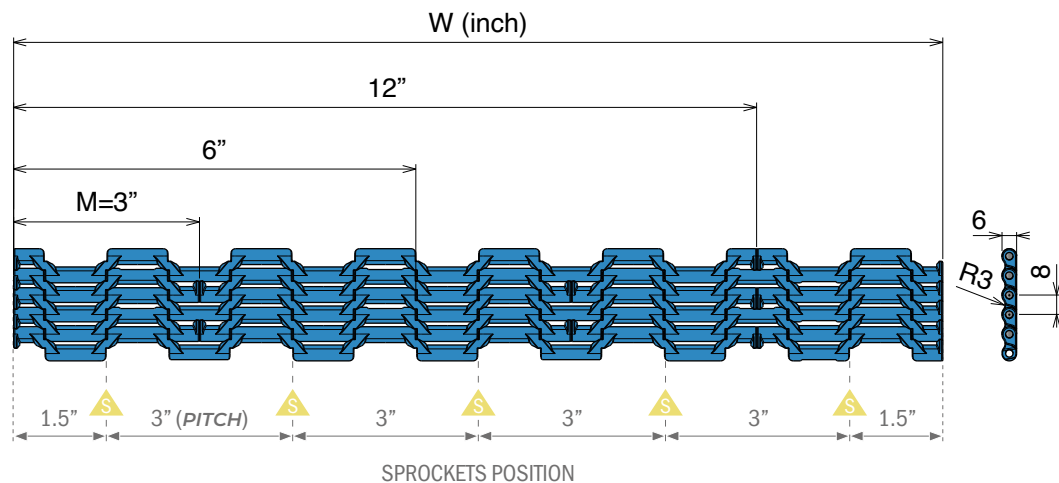
0042

0045

0048

0051

0054



### BELT MATERIAL

**POM - Acetal resin**

### BELT COLORS

RAL 5005

Cyan

White

LFA

### PINS AVAILABLE

#### PBT Pin

Max w. load: 3000 N/m

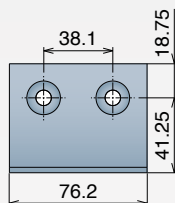
Weight: 5.1 kg/m<sup>2</sup>

Temp. range: -40+80 °C

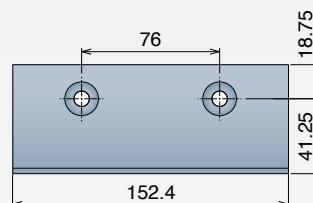
## Nosebars

The best solution for a combination of short transfer and high performance:

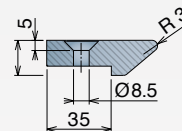
Made from super-performance **BluLub®**, the smallest gaps are reached between the belts to assure a smooth and precise transfer.



Art-Nr. **22818**



Art-Nr. **22819**



\*Belts wider than standard are available with 3 inch increments.

The nominal tensile strength and the nominal width tolerance are valid for a temperature of 23°C (73 °F).

The actual width of the belt typically falls below the nominal value by 0.1% to 0.3%.

Non-Standard belt widths are incremented by 25.4 mm (1"). The minimum width is 50.8 mm (2.0").



## 7870 DT *Diamond Top* Tappeto Modulare 7870 DT, H=6 M=3" Modular Belt Series 7870 DT, H=6 M=3" / Modulare Mattenkette 7870 DT, H=6 M=3"

Backflex radius min.: 7.5 mm | Pin diameter: 3 mm



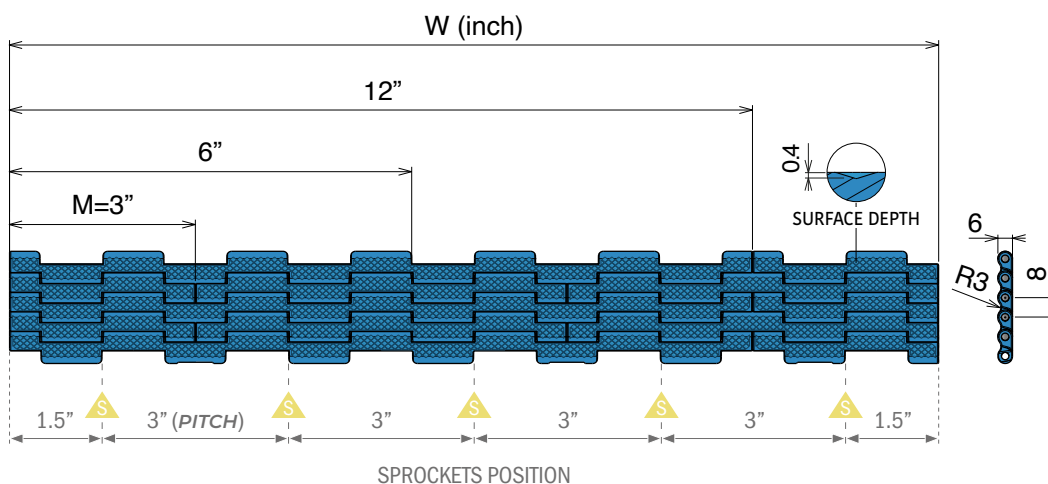
**8 mm**  
PITCH

Imperial Size



- Easier installation
- Quicker maintenance

Width* (inch)
0003
0006
0009
0012
0015
0018
0021
0024
0027
0030
0033
0036
0039
0042
0045
0048
0051
0054

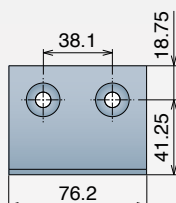


BELT MATERIAL	
<b>POM - Acetal resin</b>	
BELT COLORS	
RAL 5005	Cyan
White	LFA
PINS AVAILABLE	
PBT Pin	
Max w. load:	3000 N/m
Weight:	5.7 kg/m <sup>2</sup>
Temp. range:	-40+80 °C

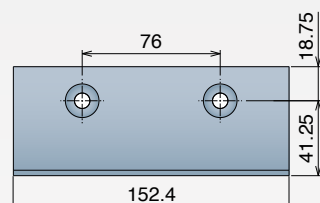
### Nosebars

The best solution for a combination of short transfer and high performance:

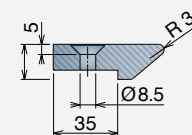
Made from super-performance **BluLub®**, the smallest gaps are reached between the belts to assure a smooth and precise transfer.



Art-Nr. **22818**



Art-Nr. **22819**



\*Belts wider than standard are available with 3 inch increments.

The nominal tensile strength and the nominal width tolerance are valid for a temperature of 23°C (73 °F).

The actual width of the belt typically falls below the nominal value by 0.1% to 0.3%. For POM belts up to 750 mm (30") in width, the shrinkage ranges from -2 mm to 1 mm, and for those wider, from -0.35% to 0%.

Non-Standard belt widths are incremented by 25.4 mm (1"). The minimum width is 50.8 mm (2.0").

## 7870 CT Cone Top Tappeto Modulare 7870 CT, H=6 M=3" Modular Belt Series 7870 CT, H=6 M=3" / Modulare Mattenkette 7870 CT, H=6 M=3"

Backflex radius min.: 7.5 mm | Pin diameter: 3 mm



pg. 38

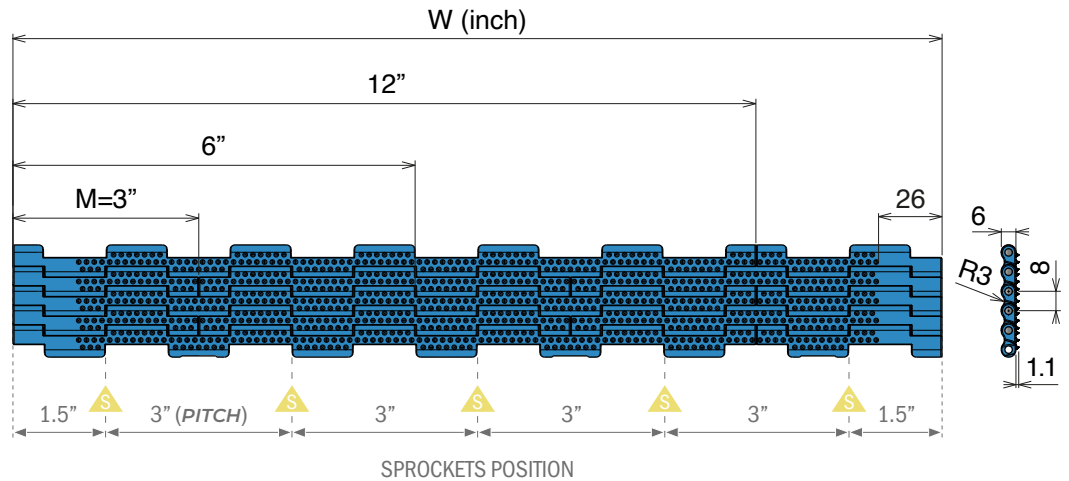
**8 mm**  
PITCH



- Easier installation
- Quicker maintenance

Width\* (Inch)

0003  
0006  
0009  
0012  
0015  
0018  
0021  
0024  
0027  
0030  
0033  
0036  
0039  
0042  
0045  
0048  
0051  
0054



BELT MATERIAL

**POM - Acetal resin**

BELT COLORS

RAL 5005

Cyan

White

LFA

PINS AVAILABLE

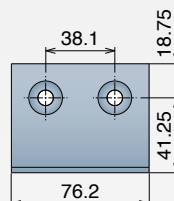
PBT Pin

Max w. load: 3000 N/m  
Weight: 5.9 kg/m<sup>2</sup>  
Temp. range: -40+80 °C

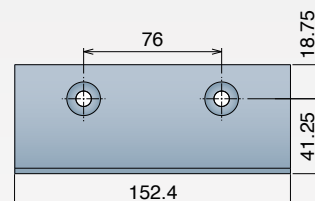
### Nosebars

The best solution for a combination of short transfer and high performance:

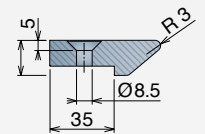
Made from super-performance **BluLub®**, the smallest gaps are reached between the belts to assure a smooth and precise transfer.



Art-Nr. **22818**



Art-Nr. **22819**



\*Belts wider than standard are available with 3 inch increments.

The nominal tensile strength and the nominal width tolerance are valid for a temperature of 23°C (73 °F).


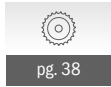
The actual width of the belt typically falls below the nominal value by 0.1% to 0.3%.

Non-Standard belt widths are incremented by 25.4 mm (1"). The minimum width is 50.8 mm (2.0").



## 7870 NS *Non Slip* Tappeto Modulare 7870 NS, H=6 M=3" Modular Belt Series 7870 NS, H=6 M=3" / Modulare Mattenkette 7870 NS, H=6 M=3"

Backflex radius min.: 7.5 mm | Pin diameter: 3 mm



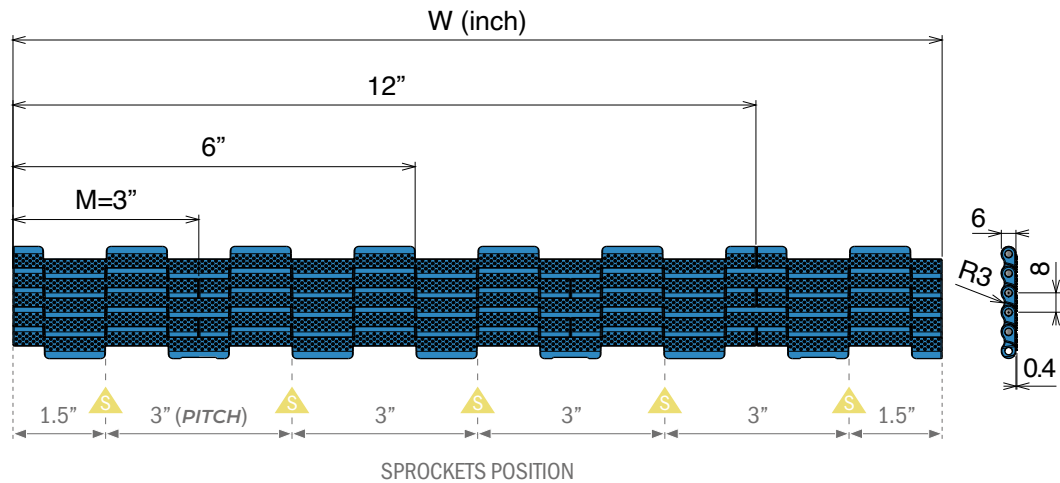
**8 mm**  
PITCH

Imperial Size



- Easier installation
- Quicker maintenance

Width* (inch)
0003
0006
0009
0012
0015
0018
0021
0024
0027
0030
0033
0036
0039
0042
0045
0048
0051
0054

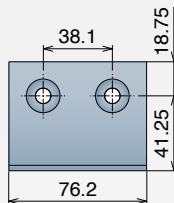


BELT MATERIAL	
<b>POM - Acetal resin</b>	
BELT COLORS	
RAL 5005	Cyan
White	LFA
PINS AVAILABLE	
PBT Pin	
Max w. load:	3000 N/m
Weight:	5.9 kg/m <sup>2</sup>
Temp. range:	-40+80 °C

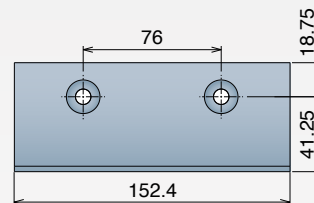
### Nosebars

The best solution for a combination of short transfer and high performance:

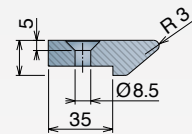
Made from super-performance **BluLub®**, the smallest gaps are reached between the belts to assure a smooth and precise transfer.



Art-Nr. **22818**



Art-Nr. **22819**



\*Belts wider than standard are available with 3 inch increments.


The nominal tensile strength and the nominal width tolerance are valid for a temperature of 23°C (73 °F).

The actual width of the belt typically falls below the nominal value by 0.1% to 0.3%. For POM belts up to 750 mm (30") in width, the shrinkage ranges from -2 mm to 1 mm, and for those wider, from -0.35% to 0%.

Non-Standard belt widths are incremented by 25.4 mm (1"). The minimum width is 50.8 mm (2.0").

# 590

Pitch 19,05 mm  
H= 8,7 mm



590 FT  
590 FG  
Accessories

## 590 FT Flat Top Tappeto Modulare 590 FT, H=8,7 M=3" Modular Belt Series 590 FT, H=8,7 M=3" / Modulare Mattenkette 590 FT, H=8,7 M=3"


Backflex radius min.: 25 mm | Pin diameter: 4.25 mm

  
 pg. 39

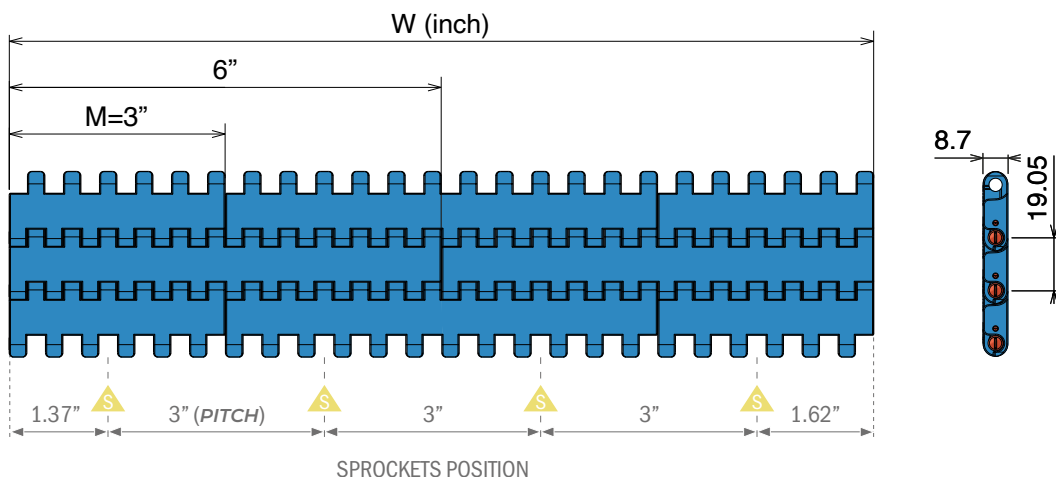
**A**  
 Accessories  
 pg. 15

**19.05 mm**  
PITCH

Imperial Size



- Width\* (inch)**
- 0003
  - 0006
  - 0009
  - 0012
  - 0015
  - 0018
  - 0021
  - 0024
  - 0027
  - 0030
  - 0033
  - 0036
  - 0039
  - 0042
  - 0045
  - 0048
  - 0051
  - 0054



BELT MATERIAL	
<b>POM - Acetal resin</b>	
BELT COLORS	
RAL 5005	Cyan
White	LFA
PINS AVAILABLE	
PBT Pin	PAG Pin
<b>Max w. load:</b> 30000 N/m	<b>Max w. load:</b> 26000 N/m
<b>Weight:</b> 7.2 kg/m <sup>2</sup>	<b>Weight:</b> 7.2 kg/m <sup>2</sup>
<b>Temp. range:</b> -40+80 °C	<b>Temp. range:</b> -40+93 °C
PE Pin	PP Pin
<b>Max w. load:</b> 16000 N/m	<b>Max w. load:</b> 15000 N/m
<b>Weight:</b> 7.2 kg/m <sup>2</sup>	<b>Weight:</b> 7.2 kg/m <sup>2</sup>
<b>Temp. range:</b> -40+65 °C	<b>Temp. range:</b> +5+93 °C

BELT MATERIAL	
<b>PP - Polypropylene</b>	
BELT COLORS	
RAL 5005	Cyan
White	Grey
PINS AVAILABLE	
PBT Pin	PAG Pin
<b>Max w. load:</b> 22500 N/m	<b>Max w. load:</b> 18000 N/m
<b>Weight:</b> 5.2 kg/m <sup>2</sup>	<b>Weight:</b> 5.2 kg/m <sup>2</sup>
<b>Temp. range:</b> 0+100 °C	<b>Temp. range:</b> 0+80 °C
PE Pin	PP Pin
<b>Max w. load:</b> 11000 N/m	<b>Max w. load:</b> 13000 N/m
<b>Weight:</b> 5.2 kg/m <sup>2</sup>	<b>Weight:</b> 5.2 kg/m <sup>2</sup>
<b>Temp. range:</b> 0+65 °C	<b>Temp. range:</b> 0+100 °C

**\*Belts wider than standard are available with 3 inch increments.**

The nominal tensile strength and the nominal width tolerance are valid for a temperature of 23°C (73 °F).

The actual width of the belt typically falls below the nominal value by 0.1% to 0.3%. For POM belts up to 750 mm (30") in width, the shrinkage ranges from -4 mm to 0 mm, and for those wider, from -0.5% to 0%.

For PP belts up to 750 mm (30") in width, the decrease is between -3 mm and 0 mm, with the reduction for wider belts ranging from -0.25% to 0.25%.

Non-Standard belt widths are incremented by 12.7 mm (0.5"). The minimum width is 76.2 (3.0").



## 590 FG Flush Grid Tappeto Modulare 590 FG, H=8,7 M=3" Modular Belt Series 590 FG, H=8,7 M=3" / Modulare Mattenkette 590 FG, H=8,7 M=3"

Backflex radius min.: 25 mm | Pin diameter: 4.25 mm



pg. 39


**A**

Accessories

pg. 15

**25.0%**  
OPEN SURFACE

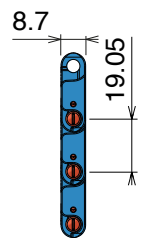
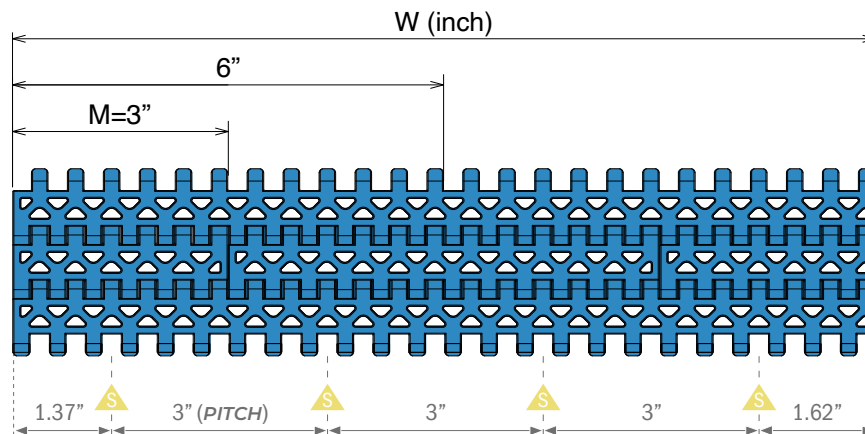
**19.05 mm**  
PITCH



Imperial Size

Width\* (Inch)

- 0003
- 0006
- 0009
- 0012
- 0015
- 0018
- 0021
- 0024
- 0027
- 0030
- 0033
- 0036
- 0039
- 0042
- 0045
- 0048
- 0051
- 0054



BELT MATERIAL	
<b>POM - Acetal resin</b>	
BELT COLORS	
RAL 5005	Cyan
White	LFA
PINS AVAILABLE	
PBT Pin	PA6 Pin
<b>Max w. load:</b> 30000 N/m	<b>Max w. load:</b> 26000 N/m
<b>Weight:</b> 7.0 kg/m <sup>2</sup>	<b>Weight:</b> 7.0 kg/m <sup>2</sup>
<b>Temp. range:</b> -40+80 °C	<b>Temp. range:</b> -40+93 °C
PE Pin	PP Pin
<b>Max w. load:</b> 16000 N/m	<b>Max w. load:</b> 15000 N/m
<b>Weight:</b> 7.0 kg/m <sup>2</sup>	<b>Weight:</b> 7.0 kg/m <sup>2</sup>
<b>Temp. range:</b> -40+65 °C	<b>Temp. range:</b> +5+93 °C

BELT MATERIAL	
<b>PP - Polypropylene</b>	
BELT COLORS	
RAL 5005	Cyan
White	Grey
PINS AVAILABLE	
PBT Pin	PA6 Pin
<b>Max w. load:</b> 22500 N/m	<b>Max w. load:</b> 18000 N/m
<b>Weight:</b> 4.9 kg/m <sup>2</sup>	<b>Weight:</b> 4.9 kg/m <sup>2</sup>
<b>Temp. range:</b> 0+100 °C	<b>Temp. range:</b> 0+80 °C
PE Pin	PP Pin
<b>Max w. load:</b> 11000 N/m	<b>Max w. load:</b> 13000 N/m
<b>Weight:</b> 4.9 kg/m <sup>2</sup>	<b>Weight:</b> 4.9 kg/m <sup>2</sup>
<b>Temp. range:</b> 0+65 °C	<b>Temp. range:</b> 0+100 °C

**\*Belts wider than standard are available with 3 inch increments.**

The nominal tensile strength and the nominal width tolerance are valid for a temperature of 23°C (73 °F).

The actual width of the belt typically falls below the nominal value by 0.1% to 0.3%. For POM belts up to 750 mm (30") in width, the shrinkage ranges from -4 mm to 0 mm, and for those wider, from -0.5% to 0%.

For PP belts up to 750 mm (30") in width, the decrease is between -3 mm and 0 mm, with the reduction for wider belts ranging from -0.25% to 0.25%.

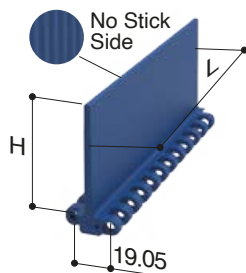
Non-Standard belt widths are incremented by 12.7 mm (0.5"). The minimum width is 76.2 (3.0").

## Accessories for 590 Series - Configuration

Imperial Size

### Straight flight


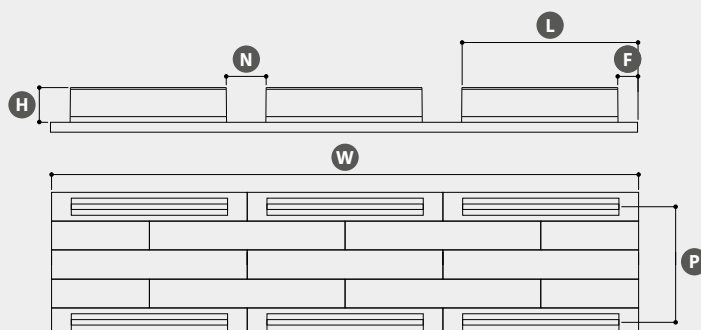
Closed hinge design



Straight flight modules are available with one smooth side and one side "no-stick" developed to improve handling of wet or sticky food products.

### Technical configuration

Dimensions expressed in millimeter



All Accessories have closed hinge design.

Belt surface	Flat Top (FT)				Flush Grid (FG)			
Belt Material & Color	POM - Acetal resin				PP - Polypropylene			
	RAL 5005		Cyan		RAL 5005		Cyan	
Pin Material	White		LFA		White		Grey	
	PBT	PA6	PE	PP	PBT	PA6	PE	PP
W Width	Standard (3"/76,2 mm multiple)		Special (12,7 mm multiple)		Requested quantity	Length (meters)		
H Accessories height	Straight flight							
	25		51		76			
P Pitch	Number of pitches or distance between accessories (19,05 mm multiple)							
F Flight Side Indent	Straight flight							
	0	25	38	50	76,2			
Notch*	No		Single		Double		Triple	
	N Notch width (38 or 76,2 mm multiple)				L Notch distance (2 or more)			

For some combinations the nominal tensile strength of the belt will be reduced due to the accessoris. For different combinations, please ask to your sales representative.

# 7510

Pitch 25,4 mm  
H= 11 mm





7510 FT  
7510 NT  
7510 DT  
7510 MT  
Accessories



## 7510 FT Flat Top Tappeto Modulare 7510 FT, H=11 M=50 Modular Belt Series 7510 FT, H=11 M=50 / Modulare Mattenkette 7510 FT, H=11 M=50

Backflex radius min.: 45 mm | Pin diameter: 5 mm

 **A**  
Accessories  
pg. 40/41

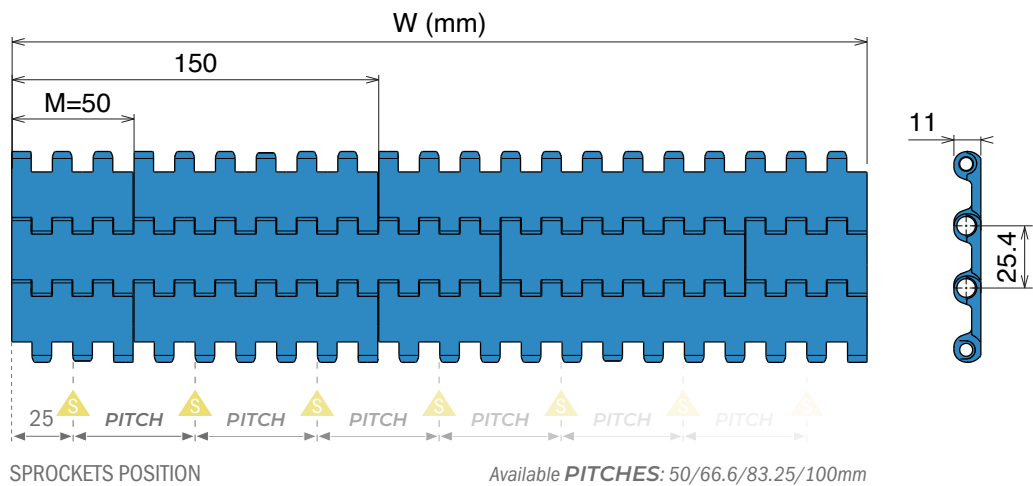
 **A**  
Accessories  
pg. 21

**25.4mm**  
PITCH



Metric Size

Width* (mm)
0050
0100
0150
0200
0250
0300
0350
0400
0450
0500
0550
0600
0650
0700
0750
0800
0850
0900



BELT MATERIAL	
<b>PE - Polyethylene</b>	
BELT COLORS	
RAL 5005	Cyan
White	Natural
PINS AVAILABLE	
PBT Pin	PA6 Pin
<b>Max w. load:</b> 8000 N/m	<b>Max w. load:</b> 8000 N/m
<b>Weight:</b> 5.4 kg/m <sup>2</sup>	<b>Weight:</b> 5.4 kg/m <sup>2</sup>
<b>Temp. range:</b> -40+65 °C	<b>Temp. range:</b> -40+65 °C
PE Pin	PP Pin
<b>Max w. load:</b> 8000 N/m	<b>Max w. load:</b> 8000 N/m
<b>Weight:</b> 5.4 kg/m <sup>2</sup>	<b>Weight:</b> 5.4 kg/m <sup>2</sup>
<b>Temp. range:</b> -70+65 °C	<b>Temp. range:</b> 0+65 °C

BELT MATERIAL	
<b>POM - Acetal resin</b>	
BELT COLORS	
RAL 5005	Cyan
White	
PINS AVAILABLE	
PBT Pin	PA6 Pin
<b>Max w. load:</b> 42000 N/m	<b>Max w. load:</b> 21900 N/m
<b>Weight:</b> 7.5 kg/m <sup>2</sup>	<b>Weight:</b> 7.5 kg/m <sup>2</sup>
<b>Temp. range:</b> -40+80 °C	<b>Temp. range:</b> -40+93 °C
PE Pin	PP Pin
<b>Max w. load:</b> 15000 N/m	<b>Max w. load:</b> 16000 N/m
<b>Weight:</b> 7.5 kg/m <sup>2</sup>	<b>Weight:</b> 7.5 kg/m <sup>2</sup>
<b>Temp. range:</b> -40+65 °C	<b>Temp. range:</b> +5+93 °C


BELT MATERIAL	
<b>PP - Polypropylene</b>	
BELT COLORS	
RAL 5005	Cyan
White	
PINS AVAILABLE	
PBT Pin	PA6 Pin
<b>Max w. load:</b> 32000 N/m	<b>Max w. load:</b> 18600 N/m
<b>Weight:</b> 5.2 kg/m <sup>2</sup>	<b>Weight:</b> 5.2 kg/m <sup>2</sup>
<b>Temp. range:</b> 0+100 °C	<b>Temp. range:</b> 0+80 °C
PE Pin	PP Pin
<b>Max w. load:</b> 12000 N/m	<b>Max w. load:</b> 14000 N/m
<b>Weight:</b> 5.2 kg/m <sup>2</sup>	<b>Weight:</b> 5.2 kg/m <sup>2</sup>
<b>Temp. range:</b> 0+65 °C	<b>Temp. range:</b> 0+100 °C

### \*Belts wider than standard are available with 50 mm increments.

The nominal tensile strength and the nominal width tolerance are valid for a temperature of 23°C (73 °F).

The actual width of the belt typically falls below the nominal value by 0.1% to 0.3%.  
For PE belts up to 750 mm (30") in width, the reduction ranges from -5 mm to -1 mm, and for widths beyond that, from -0.75% to 0.35%.  
For POM belts up to 750 mm (30") in width, the shrinkage ranges from -4 mm to 0 mm, and for those wider, from -0.3% to -0.1%.  
For PP belts up to 750 mm (30") in width, the decrease is between -3 mm and 0 mm, with the reduction for wider belts ranging from -0.4% to 0%.

Non-Standard belt widths are incremented by 16.65 mm (0.66"). The minimum width is 50 mm (2").  
Non-bricklaid belts are available in widths of 50 mm (2"), 100 mm (4") and 200 mm (8").



# 7510 NT


Tappeti modulari / Modular belts / Mattenketten

Belts wider than standard are available with 50 mm increments (standard) or 16.65 inch increments (special)

## 7510 NT Nub Top Tappeto Modulare 7510 NT, H=11 M=50 Modular Belt Series 7510 NT, H=11 M=50 / Modulare Mattenkette 7510 NT, H=11 M=50

Backflex radius min.: 45 mm | Pin diameter: 5 mm

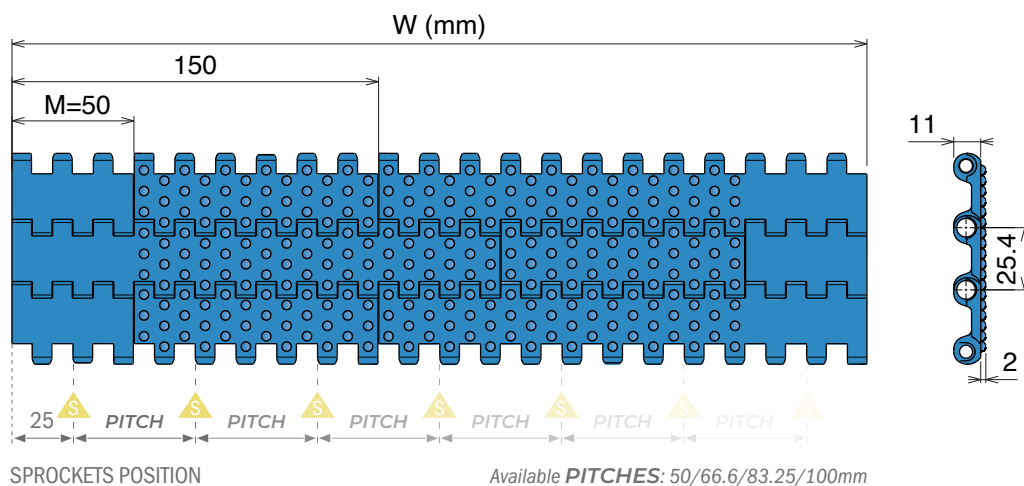
Metric Size



25.4mm  
PITCH



Width* (mm)
0050
0100
0150
0200
0250
0300
0350
0400
0450
0500
0550
0600
0650
0700
0750
0800
0850
0900



BELT MATERIAL	
<b>PE - Polyethylene</b>	
BELT COLORS	
RAL 5005	Cyan
White	Natural
PINS AVAILABLE	
PBT Pin	PA6 Pin
Max w. load: 8000 N/m Weight: 5.7 kg/m <sup>2</sup> Temp. range: -40+65 °C	Max w. load: 8000 N/m Weight: 5.7 kg/m <sup>2</sup> Temp. range: -40+65 °C
PE Pin	PP Pin
Max w. load: 8000 N/m Weight: 5.7 kg/m <sup>2</sup> Temp. range: -70+65 °C	Max w. load: 8000 N/m Weight: 5.7 kg/m <sup>2</sup> Temp. range: 0+65 °C

BELT MATERIAL	
<b>POM - Acetal resin</b>	
BELT COLORS	
RAL 5005	Cyan
White	
PINS AVAILABLE	
PBT Pin	PA6 Pin
Max w. load: 42000 N/m Weight: 7.9 kg/m <sup>2</sup> Temp. range: -40+80 °C	Max w. load: 21900 N/m Weight: 7.9 kg/m <sup>2</sup> Temp. range: -40+93 °C
PE Pin	PP Pin
Max w. load: 15000 N/m Weight: 7.9 kg/m <sup>2</sup> Temp. range: -40+65 °C	Max w. load: 16000 N/m Weight: 7.9 kg/m <sup>2</sup> Temp. range: +5+93 °C

BELT MATERIAL	
<b>PP - Polypropylene</b>	
BELT COLORS	
RAL 5005	Cyan
White	
PINS AVAILABLE	
PBT Pin	PA6 Pin
Max w. load: 32000 N/m Weight: 5.5 kg/m <sup>2</sup> Temp. range: 0+100 °C	Max w. load: 18600 N/m Weight: 5.5 kg/m <sup>2</sup> Temp. range: 0+80 °C
PE Pin	PP Pin
Max w. load: 12000 N/m Weight: 5.5 kg/m <sup>2</sup> Temp. range: 0+65 °C	Max w. load: 14000 N/m Weight: 5.5 kg/m <sup>2</sup> Temp. range: 0+100 °C

\*Belts wider than standard are available with 50 mm increments.

The nominal tensile strength and the nominal width tolerance are valid for a temperature of 23°C (73 °F).

The actual width of the belt typically falls below the nominal value by 0.1% to 0.3%.


For PE belts up to 750 mm (30") in width, the reduction ranges from -5 mm to -2 mm, and for widths beyond that, from -0.75% to 0.35%.

For POM belts up to 750 mm (30") in width, the shrinkage ranges from -3 mm to 0 mm, and for those wider, from -0.4% to 0%.

For PP belts up to 750 mm (30") in width, the decrease is between -3 mm and 0 mm, with the reduction for wider belts ranging from -0.4% to 0%.

Non-Standard belt widths are incremented by 16.65 mm (0.66"). The minimum width is 50 mm (2").


Non-bricklaid belts are available in widths of 50 mm (2"), 100 mm (4") and 200 mm (8").




Tappeti modulari / Modular belts / Mattenketten


## 7510 DT *Diamond Top* Tappeto Modulare 7510 DT, H=11 M=50 Modular Belt Series 7510 DT, H=11 M=50 / Modulare Mattenkette 7510 DT, H=11 M=50

Backflex radius min.: 45 mm | Pin diameter: 5 mm

 **A**  
Accessories  
pg. 40/41

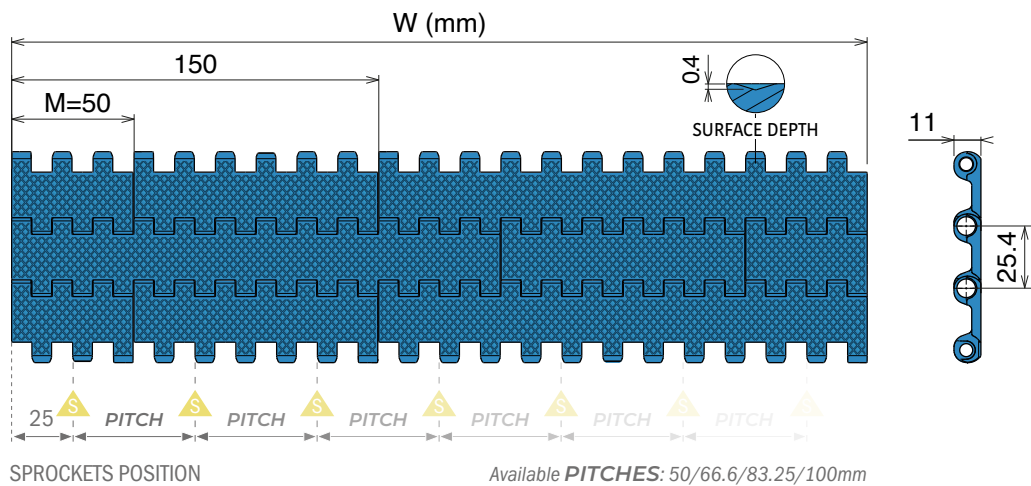
 **A**  
Accessories  
pg. 21

**25.4mm**  
PITCH



Metric Size

Width* (mm)
0050
0100
0150
0200
0250
0300
0350
0400
0450
0500
0550
0600
0650
0700
0750
0800
0850
0900



BELT MATERIAL	
<b>PE - Polyethylene</b>	
BELT COLORS	
RAL 5005	Cyan
White	Natural
PINS AVAILABLE	
PBT Pin	PA6 Pin
<b>Max w. load:</b> 8000 N/m <b>Weight:</b> 5.3 kg/m <sup>2</sup> <b>Temp. range:</b> -40+65 °C	<b>Max w. load:</b> 8000 N/m <b>Weight:</b> 5.3 kg/m <sup>2</sup> <b>Temp. range:</b> -40+65 °C
PE Pin	PP Pin
<b>Max w. load:</b> 8000 N/m <b>Weight:</b> 5.3 kg/m <sup>2</sup> <b>Temp. range:</b> -70+65 °C	<b>Max w. load:</b> 8000 N/m <b>Weight:</b> 5.3 kg/m <sup>2</sup> <b>Temp. range:</b> 0+65 °C

BELT MATERIAL	
<b>POM - Acetal resin</b>	
BELT COLORS	
RAL 5005	Cyan
White	
PINS AVAILABLE	
PBT Pin	PA6 Pin
<b>Max w. load:</b> 42000 N/m <b>Weight:</b> 7.4 kg/m <sup>2</sup> <b>Temp. range:</b> -40+80 °C	<b>Max w. load:</b> 21900 N/m <b>Weight:</b> 7.4 kg/m <sup>2</sup> <b>Temp. range:</b> -40+93 °C
PE Pin	PP Pin
<b>Max w. load:</b> 15000 N/m <b>Weight:</b> 7.4 kg/m <sup>2</sup> <b>Temp. range:</b> -40+65 °C	<b>Max w. load:</b> 16000 N/m <b>Weight:</b> 7.4 kg/m <sup>2</sup> <b>Temp. range:</b> +5+93 °C


BELT MATERIAL	
<b>PP - Polypropylene</b>	
BELT COLORS	
RAL 5005	Cyan
White	
PINS AVAILABLE	
PBT Pin	PA6 Pin
<b>Max w. load:</b> 32000 N/m <b>Weight:</b> 5.1 kg/m <sup>2</sup> <b>Temp. range:</b> 0+100 °C	<b>Max w. load:</b> 18600 N/m <b>Weight:</b> 5.1 kg/m <sup>2</sup> <b>Temp. range:</b> 0+80 °C
PE Pin	PP Pin
<b>Max w. load:</b> 12000 N/m <b>Weight:</b> 5.1 kg/m <sup>2</sup> <b>Temp. range:</b> 0+65 °C	<b>Max w. load:</b> 14000 N/m <b>Weight:</b> 5.1 kg/m <sup>2</sup> <b>Temp. range:</b> 0+100 °C

\*Belts wider than standard are available with 50 mm increments.

The nominal tensile strength and the nominal width tolerance are valid for a temperature of 23°C (73 °F).

The actual width of the belt typically falls below the nominal value by 0.1% to 0.3%.  
For PE belts up to 750 mm (30") in width, the reduction ranges from -5 mm to -1 mm, and for widths beyond that, from -0.75% to 0.35%.  
For POM belts up to 750 mm (30") in width, the shrinkage ranges from -4 mm to 0 mm, and for those wider, from -0.3% to -0.1%.  
For PP belts up to 750 mm (30") in width, the decrease is between -3 mm and 0 mm, with the reduction for wider belts ranging from -0.4% to 0%.

Non-Standard belt widths are incremented by 16.65 mm (0.66"). The minimum width is 50 mm (2").  
Non-bricklaid belts are available in widths of 50 mm (2"), 100 mm (4") and 200 mm (8").





# 7510 MT

Tappeti modulari / Modular belts / Mattenketten

Belts wider than standard are available with 50 mm increments (standard) or 16.65 inch increments (special)

## 7510 MT Mesh Top Tappeto Modulare 7510 MT, H=11 M=50 Modular Belt Series 7510 MT, H=11 M=50 / Modulare Mattenkette 7510 MT, H=11 M=50

Backflex radius min.: 45 mm | Pin diameter: 5 mm



pg. 40/41

**A**

Accessories

pg. 21

**15.0%**  
OPEN SURFACE

**25.4mm**  
PITCH



Metric Size

Width\* (mm)

0050

0100

0150

0200

0250

0300

0350

0400

0450

0500

0550

0600

0650

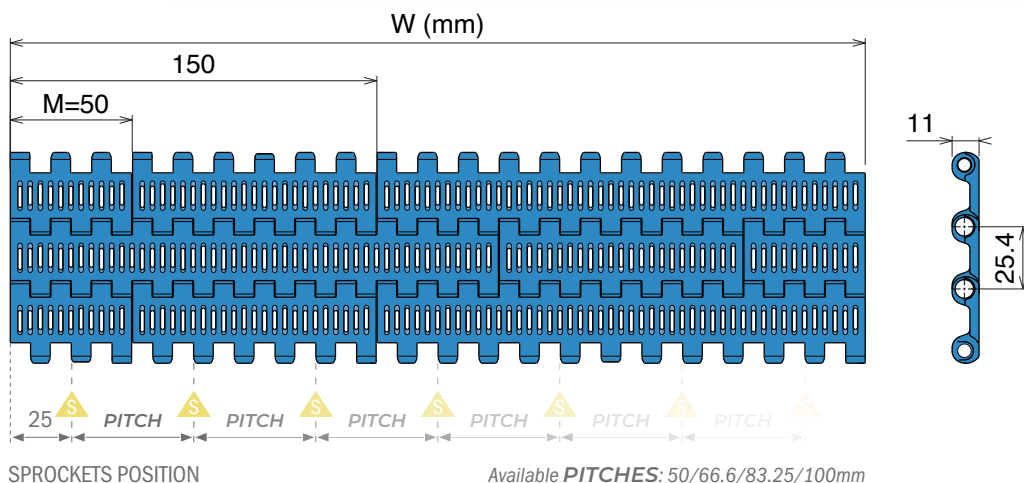
0700

0750

0800

0850

0900



BELT MATERIAL	
<b>PE - Polyethylene</b>	
BELT COLORS	
<b>RAL 5005</b>	Cyan
White	Natural
PINS AVAILABLE	
PBT Pin	PA6 Pin
<b>Max w. load:</b> 8000 N/m <b>Weight:</b> 4.9 kg/m <sup>2</sup> <b>Temp. range:</b> -40+65 °C	<b>Max w. load:</b> 8000 N/m <b>Weight:</b> 4.9 kg/m <sup>2</sup> <b>Temp. range:</b> -40+65 °C
PE Pin	PP Pin
<b>Max w. load:</b> 8000 N/m <b>Weight:</b> 4.9 kg/m <sup>2</sup> <b>Temp. range:</b> -70+65 °C	<b>Max w. load:</b> 8000 N/m <b>Weight:</b> 4.9 kg/m <sup>2</sup> <b>Temp. range:</b> 0+65 °C

BELT MATERIAL	
<b>POM - Acetal resin</b>	
BELT COLORS	
<b>RAL 5005</b>	Cyan
White	
PINS AVAILABLE	
PBT Pin	PA6 Pin
<b>Max w. load:</b> 42000 N/m <b>Weight:</b> 6.7 kg/m <sup>2</sup> <b>Temp. range:</b> -40+80 °C	<b>Max w. load:</b> 21900 N/m <b>Weight:</b> 6.7 kg/m <sup>2</sup> <b>Temp. range:</b> -40+93 °C
PE Pin	PP Pin
<b>Max w. load:</b> 15000 N/m <b>Weight:</b> 6.7 kg/m <sup>2</sup> <b>Temp. range:</b> -40+65 °C	<b>Max w. load:</b> 16000 N/m <b>Weight:</b> 6.7 kg/m <sup>2</sup> <b>Temp. range:</b> +5+93 °C

BELT MATERIAL	
<b>PP - Polypropylene</b>	
BELT COLORS	
<b>RAL 5005</b>	Cyan
White	
PINS AVAILABLE	
PBT Pin	PA6 Pin
<b>Max w. load:</b> 32000 N/m <b>Weight:</b> 4.7 kg/m <sup>2</sup> <b>Temp. range:</b> 0+100 °C	<b>Max w. load:</b> 18600 N/m <b>Weight:</b> 4.7 kg/m <sup>2</sup> <b>Temp. range:</b> 0+80 °C
PE Pin	PP Pin
<b>Max w. load:</b> 12000 N/m <b>Weight:</b> 4.7 kg/m <sup>2</sup> <b>Temp. range:</b> 0+65 °C	<b>Max w. load:</b> 14000 N/m <b>Weight:</b> 4.7 kg/m <sup>2</sup> <b>Temp. range:</b> 0+100 °C

\*Belts wider than standard are available with 50 mm increments.

The nominal tensile strength and the nominal width tolerance are valid for a temperature of 23°C (73 °F).

The actual width of the belt typically falls below the nominal value by 0.1% to 0.3%.

For PE belts up to 750 mm (30") in width, the reduction ranges from -4 mm to -1 mm, and for widths beyond that, from -0.75% to -0.35%.

For POM belts up to 750 mm (30") in width, the shrinkage ranges from -4 mm to -1 mm, and for those wider, from -0.75% to -0.35%.

For PP belts up to 750 mm (30") in width, the decrease is between -3 mm and 0 mm, with the reduction for wider belts ranging from -0.4% to 0%.

Non-Standard belt widths are incremented by 16.65 mm (0.66"). The minimum width is 50 mm (2").

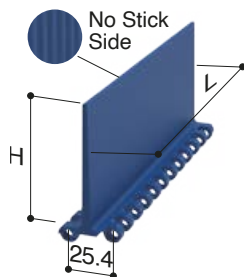
Non-bricklaid belts are available in widths of 50 mm (2"), 100 mm (4") and 200 mm (8").



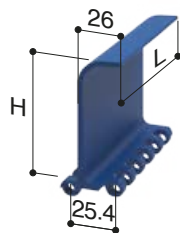
Tappeti modulari / Modular belts / Mattenketten

## Accessories for 7510 Series - Configuration

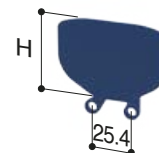
### Straight flight



### Curved flight



### Sidewall



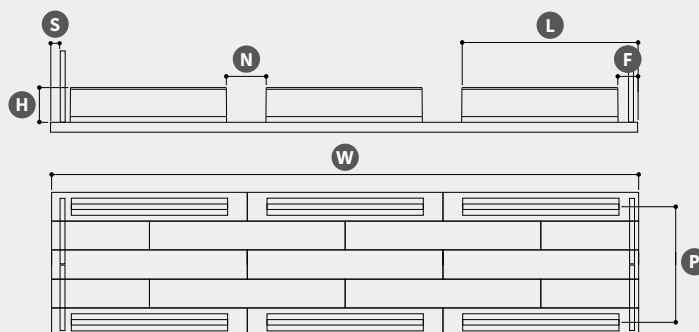
Straight flight modules are available with one smooth side and one side "no-stick" developed to improve handling of wet or sticky food products.

Sidewall modules include both sides, left and right.

Metric Size

### Technical configuration

Dimensions expressed in millimeter



All Accessories have open hinge design.

Belt surface	Flat Top (FT)				Mesh Top (MT)				Nub Top (NT)				Diamond Top (DT)											
Belt Material & Color	PE - Polyethylene								POM - Acetal resin								PP - Polypropylene							
	RAL 5005				Cyan				RAL 5005				Cyan				RAL 5005				Cyan			
	White				Natural				White								White							
Pin Material	PBT	PA6	PE	PP	PBT	PA6	PE	PP	PBT	PA6	PE	PP	PBT	PA6	PE	PP								
W Width	Standard (50 multiple)				Special (16,65 multiple)				Requested quantity				Length (meters)											
H Accessories height	Straight flight								Curved flight				Sidewall											
	25	50	75	100	75	25	50																	
P Pitch	Number of pitches or distance between accesories (25,4 mm multiple)																							
F Flight Side Indent	Straight or curved flight only								Straight or curved flight + Sidewalls															
	0	33	50	66,5	83,2	100	33	50	83,2	100														
S Sidewall Side Indent	-	-	-	-	-	-	16.5	33	66,5	83,2														
Notch*	No				Single				Double				Triple											
	N Notch width (16,65 mm multiple)								L Notch distance (2 or more)															

For some combinations the nominal tensile strength of the belt will be reduced due to the accessoris. For different combinations, please ask to your sales representative.

# 7520

Pitch 25,4 mm  
H= 10 mm





7520 FT  
7520 FG  
Accessories



## 7520 FT Flat Top Tappeto Modulare 7520 FT, H=10 M=50 Modular Belt Series 7520 FT, H=10 M=50 / Modulare Mattenkette 7520 FT, H=10 M=50

Backflex radius min.: 35 mm | Pin diameter: 5 mm

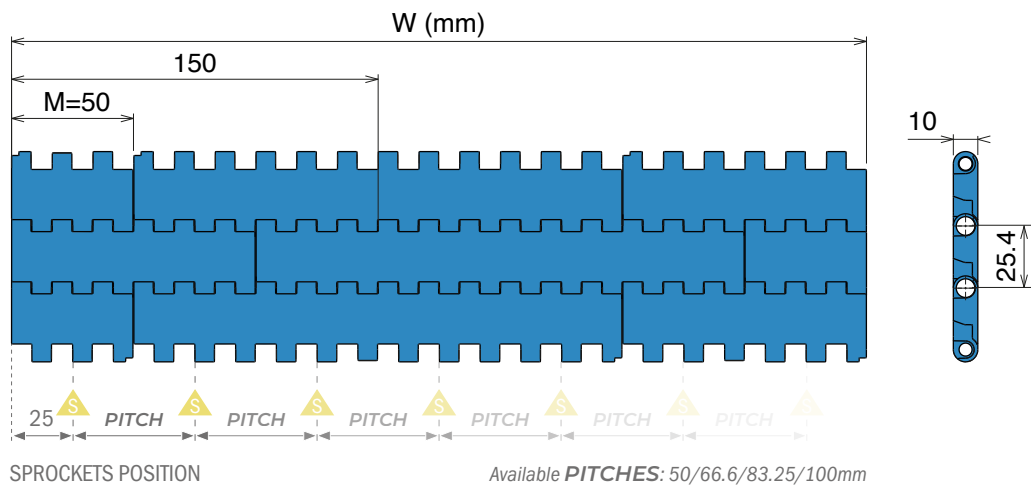
 **A**  
Accessories  
pg. 40/41

 **A**  
Accessories  
pg. 25

**25.4mm**  
PITCH



Width* (mm)
0050
0100
0150
0200
0250
0300
0350
0400
0450
0500
0550
0600
0650
0700
0750
0800
0850
0900



BELT MATERIAL	
<b>PE - Polyethylene</b>	
BELT COLORS	
RAL 5005	Cyan
White	Natural
PINS AVAILABLE	
PBT Pin	PA6 Pin
<b>Max w. load:</b> 10000 N/m	<b>Max w. load:</b> 10000 N/m
<b>Weight:</b> 6.0 kg/m <sup>2</sup>	<b>Weight:</b> 6.0 kg/m <sup>2</sup>
<b>Temp. range:</b> -40+65 °C	<b>Temp. range:</b> -40+65 °C
PE Pin	PP Pin
<b>Max w. load:</b> 9000 N/m	<b>Max w. load:</b> 9000 N/m
<b>Weight:</b> 6.0 kg/m <sup>2</sup>	<b>Weight:</b> 6.0 kg/m <sup>2</sup>
<b>Temp. range:</b> -70+65 °C	<b>Temp. range:</b> 0+65 °C

BELT MATERIAL	
<b>POM - Acetal resin</b>	
BELT COLORS	
RAL 5005	Cyan
White	
PINS AVAILABLE	
PBT Pin	PA6 Pin
<b>Max w. load:</b> 60000 N/m	<b>Max w. load:</b> 32000 N/m
<b>Weight:</b> 8.3 kg/m <sup>2</sup>	<b>Weight:</b> 8.3 kg/m <sup>2</sup>
<b>Temp. range:</b> -40+80 °C	<b>Temp. range:</b> -40+93 °C
PE Pin	PP Pin
<b>Max w. load:</b> 16500 N/m	<b>Max w. load:</b> 21500 N/m
<b>Weight:</b> 8.3 kg/m <sup>2</sup>	<b>Weight:</b> 8.3 kg/m <sup>2</sup>
<b>Temp. range:</b> -40+65 °C	<b>Temp. range:</b> +5+93 °C

BELT MATERIAL	
<b>PP - Polypropylene</b>	
BELT COLORS	
RAL 5005	Cyan
White	
PINS AVAILABLE	
PBT Pin	PA6 Pin
<b>Max w. load:</b> 45000 N/m	<b>Max w. load:</b> 27000 N/m
<b>Weight:</b> 5.7 kg/m <sup>2</sup>	<b>Weight:</b> 5.7 kg/m <sup>2</sup>
<b>Temp. range:</b> 0+100 °C	<b>Temp. range:</b> 0+80 °C
PE Pin	PP Pin
<b>Max w. load:</b> 13000 N/m	<b>Max w. load:</b> 18000 N/m
<b>Weight:</b> 5.7 kg/m <sup>2</sup>	<b>Weight:</b> 5.7 kg/m <sup>2</sup>
<b>Temp. range:</b> 0+65 °C	<b>Temp. range:</b> 0+100 °C

\*Belts wider than standard are available with 50 mm increments.

The nominal tensile strength and the nominal width tolerance are valid for a temperature of 23°C (73 °F).

The actual width of the belt typically falls below the nominal value by 0.1% to 0.3%.  
For PE belts up to 750 mm (30") in width, the reduction ranges from -3 mm to 1 mm, and for widths beyond that, from -0.4% to 0.1%.  
For POM belts up to 750 mm (30") in width, the shrinkage ranges from -2 mm to 1 mm, and for those wider, from -0.25% to -0.25%.  
For PP belts up to 750 mm (30") in width, the decrease is between -1 mm and 2 mm, with the reduction for wider belts ranging from 0% to -0.45%.

Non-Standard belt widths are incremented by 16.65 mm (0.66"). The minimum width is 50 mm (2").  
Non-bricklaid belts are available in widths of 50 mm (2"), 100 mm (4") and 200 mm (8").

# 7520 FG

Tappeti modulari / Modular belts / Mattenketten

Belts wider than standard are available with 50 mm increments (standard) or 16.65 inch increments (special)

## 7520 FG Flush Grid Tappeto Modulare 7520 FG, H=10 M=50 Modular Belt Series 7520 FG, H=10 M=50 / Modulare Mattenkette 7520 FG, H=10 M=50

Backflex radius min.: 35 mm | Pin diameter: 5 mm



pg. 40/41

**A**

Accessories

pg. 25

**42.0%**  
OPEN SURFACE

**25.4mm**  
PITCH



Metric Size

Width\* (mm)

0050

0100

0150

0200

0250

0300

0350

0400

0450

0500

0550

0600

0650

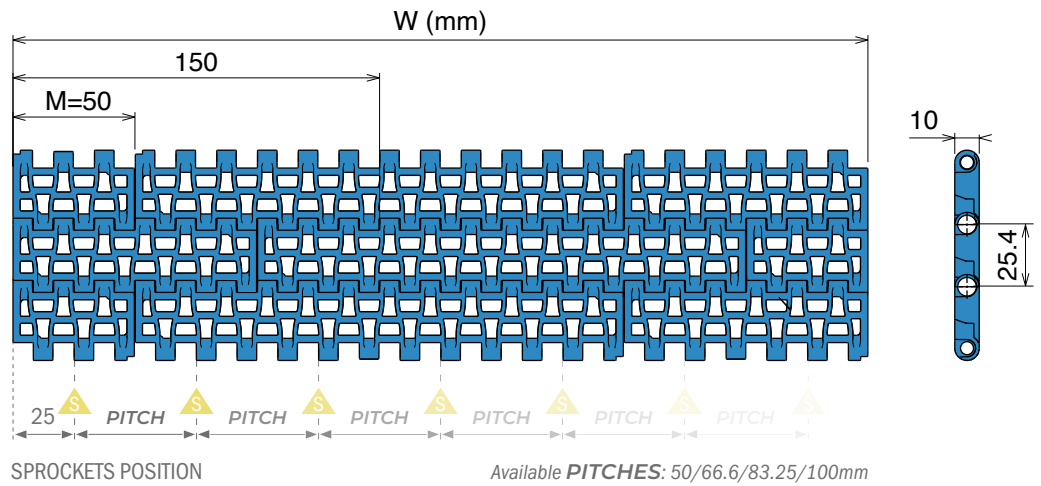
0700

0750

0800

0850

0900



SPROCKETS POSITION

Available PITCHES: 50/66.6/83.25/100mm

BELT MATERIAL	
<b>PE - Polyethylene</b>	
BELT COLORS	
RAL 5005	Cyan
White	Natural
PINS AVAILABLE	
PBT Pin	PA6 Pin
Max w. load: 8000 N/m	Max w. load: 8000 N/m
Weight: 5.2 kg/m <sup>2</sup>	Weight: 5.2 kg/m <sup>2</sup>
Temp. range: -40+65 °C	Temp. range: -40+65 °C
PE Pin	PP Pin
Max w. load: 8000 N/m	Max w. load: 8000 N/m
Weight: 5.2 kg/m <sup>2</sup>	Weight: 5.2 kg/m <sup>2</sup>
Temp. range: -70+65 °C	Temp. range: 0+65 °C

BELT MATERIAL	
<b>POM - Acetal resin</b>	
BELT COLORS	
RAL 5005	Cyan
White	
PINS AVAILABLE	
PBT Pin	PA6 Pin
Max w. load: 60000 N/m	Max w. load: 24700 N/m
Weight: 7.2 kg/m <sup>2</sup>	Weight: 7.2 kg/m <sup>2</sup>
Temp. range: -40+80 °C	Temp. range: -40+93 °C
PE Pin	PP Pin
Max w. load: 15000 N/m	Max w. load: 18000 N/m
Weight: 7.2 kg/m <sup>2</sup>	Weight: 7.2 kg/m <sup>2</sup>
Temp. range: -40+65 °C	Temp. range: +5+93 °C

BELT MATERIAL	
<b>PP - Polypropylene</b>	
BELT COLORS	
RAL 5005	Cyan
White	
PINS AVAILABLE	
PBT Pin	PA6 Pin
Max w. load: 45000 N/m	Max w. load: 21000 N/m
Weight: 5.0 kg/m <sup>2</sup>	Weight: 5.0 kg/m <sup>2</sup>
Temp. range: 0+100 °C	Temp. range: 0+80 °C
PE Pin	PP Pin
Max w. load: 12000 N/m	Max w. load: 14000 N/m
Weight: 5.0 kg/m <sup>2</sup>	Weight: 5.0 kg/m <sup>2</sup>
Temp. range: 0+65 °C	Temp. range: 0+100 °C

\*Belts wider than standard are available with 50 mm increments.

The nominal tensile strength and the nominal width tolerance are valid for a temperature of 23°C (73 °F).

The actual width of the belt typically falls below the nominal value by 0.1% to 0.3%.

For PE belts up to 750 mm (30") in width, the reduction ranges from -5 mm to -1 mm, and for widths beyond that, from -0.8% to -0.3%.

For POM belts up to 750 mm (30") in width, the shrinkage ranges from -3 mm to 0 mm, and for those wider, from -0.4% to 0.1%.

For PP belts up to 750 mm (30") in width, the decrease is between -2 mm and 1 mm, with the reduction for wider belts ranging from -0.4% to 0.1%.

Non-Standard belt widths are incremented by 16.65 mm (0.66"). The minimum width is 50 mm (2").

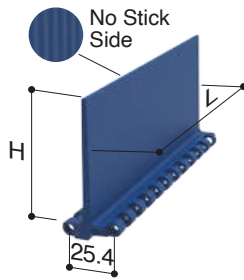
Non-bricklaid belts are available in widths of 50 mm (2"), 100 mm (4") and 200 mm (8").

Tappeti modulari / Modular belts / Mattenketten

## Accessories for 7520 Series - Configuration

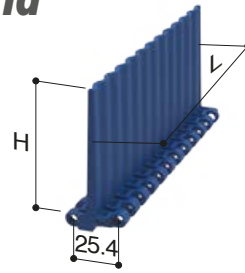
### Straight flight

Closed hinge design

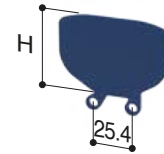


### Flush grid flight

Closed hinge design



### Sidewall




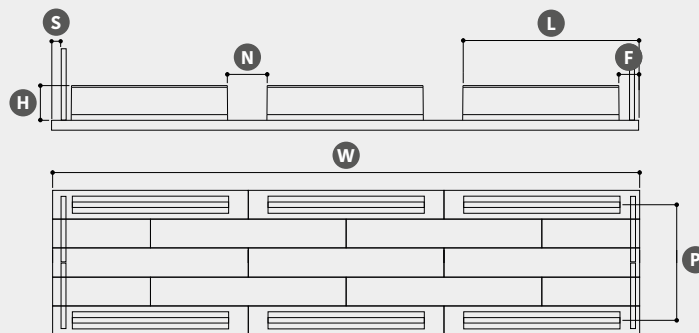
Straight flight modules are available with one smooth side and one side "no-stick" developed to improve handling of wet or sticky food products.

Sidewall modules include both sides, left and right.

Metric Size

### Technical configuration

Dimensions expressed in millimeter



All Accessories have closed hinge design.


Belt surface	Flat Top (FT)				Flush Grid (FG)							
Belt Material & Color	PE - Polyethylene				POM - Acetal resin				PP - Polypropylene			
	RAL 5005		Cyan		RAL 5005		Cyan		RAL 5005		Cyan	
Pin Material	White		Natural		White				White			
	PBT	PA6	PE	PP	PBT	PA6	PE	PP	PBT	PA6	PE	PP
W Width	Standard (50 multiple)			Special (16,65 multiple)			Requested quantity	Length (meters)				
H Accessories height	Straight flight				Flush grid flight		Sidewall					
	25	50	75	100	75		25	50				
P Pitch	Number of pitches or distance between accesories (25,4 mm multiple)											
F Flight Side Indent	Straight or flush grid flight only						Straight or flush grid flight + Sidewalls					
	0	33	50	66,5	83,2	100	33	50	83,2	100		
S Sidewall Side Indent	-	-	-	-	-	-	16.5	33	66,5	83,2		
Notch*	No		Single		Double		Triple					
	N Notch width (16,65 mm multiple)				L Notch distance (2 or more)							

For some combinations the nominal tensile strength of the belt will be reduced due to the accessoris. For different combinations, please ask to your sales representative.

**7010 Series**

# 7010

Pitch 50,8 mm  
H= 16 mm



7010 FT  
7010 CT  
7010 NT  
7010 PT  
Accessories

**Movex®**




## 7010 FT Flat Top Tappeto Modulare 7010 FT, H=16 M=75 Modular Belt Series 7010 FT, H=16 M=75 / Modulare Mattenkette 7010 FT, H=16 M=75

Backflex radius min.: 50 mm | Pin diameter: 7 mm

 pg. 42

**A**  
Accessories  
pg. 31

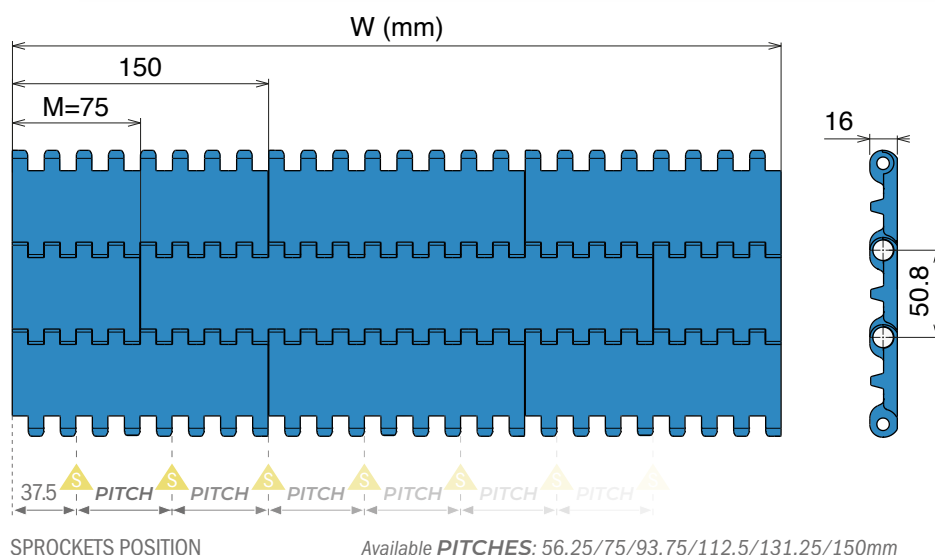


**50.8mm**  
PITCH



Metric Size

Width* (mm)
0075
0150
0225
0300
0375
0450
0525
0600
0675
0750
0825
0900
0975
1050
1125
1200
1275
1350



### PE - Polyethylene

BELT COLORS AVAILABLE	
RAL 5005	Cyan
White	Natural
PINS AVAILABLE	
PBT Pin	PA6 Pin
<b>Max w. load:</b> 10000 N/m	<b>Max w. load:</b> 10000 N/m
<b>Weight:</b> 9.8 kg/m <sup>2</sup>	<b>Weight:</b> 9.8 kg/m <sup>2</sup>
<b>Temp. range:</b> -40+65 °C	<b>Temp. range:</b> -40+65 °C
PE Pin	PP Pin
<b>Max w. load:</b> 10000 N/m	<b>Max w. load:</b> 10000 N/m
<b>Weight:</b> 9.8 kg/m <sup>2</sup>	<b>Weight:</b> 9.8 kg/m <sup>2</sup>
<b>Temp. range:</b> -70+65 °C	<b>Temp. range:</b> 0+65 °C

### POM - Acetal resin

BELT COLORS AVAILABLE	
RAL 5005	Cyan
White	
PINS AVAILABLE	
PBT Pin	PA6 Pin
<b>Max w. load:</b> 35000 N/m	<b>Max w. load:</b> 30000 N/m
<b>Weight:</b> 13.9 kg/m <sup>2</sup>	<b>Weight:</b> 13.9 kg/m <sup>2</sup>
<b>Temp. range:</b> -40+80 °C	<b>Temp. range:</b> -40+93 °C
PE Pin	PP Pin
<b>Max w. load:</b> 18000 N/m	<b>Max w. load:</b> 16000 N/m
<b>Weight:</b> 13.9 kg/m <sup>2</sup>	<b>Weight:</b> 13.9 kg/m <sup>2</sup>
<b>Temp. range:</b> -40+65 °C	<b>Temp. range:</b> +5+93 °C

### PP - Polypropylene

BELT COLORS AVAILABLE	
RAL 5005	Cyan
White	
PINS AVAILABLE	
PBT Pin	PA6 Pin
<b>Max w. load:</b> 26000 N/m	<b>Max w. load:</b> 22000 N/m
<b>Weight:</b> 9.4 kg/m <sup>2</sup>	<b>Weight:</b> 9.4 kg/m <sup>2</sup>
<b>Temp. range:</b> 0+100 °C	<b>Temp. range:</b> 0+80 °C
PE Pin	PP Pin
<b>Max w. load:</b> 13500 N/m	<b>Max w. load:</b> 14500 N/m
<b>Weight:</b> 9.4 kg/m <sup>2</sup>	<b>Weight:</b> 9.4 kg/m <sup>2</sup>
<b>Temp. range:</b> 0+65 °C	<b>Temp. range:</b> 0+100 °C

\*Belts wider than standard are available with 75 mm increments.

The nominal tensile strength and the nominal width tolerance are valid for a temperature of 23°C (73 °F).

The actual width of the belt typically falls below the nominal value by 0.1% to 0.3%.  
 For PE belts up to 750 mm (30") in width, the reduction ranges from -3 mm to 0 mm, and for widths beyond that, from -0.4% to 0%.  
 For POM belts up to 750 mm (30") in width, the shrinkage ranges from -3 mm to 0 mm, and for those wider, from -0.4% to 0%.  
 For PP belts up to 750 mm (30") in width, the decrease is between -3 mm and 0 mm, with the reduction for wider belts ranging from -0.3% to 0.1%.

Non-Standard belt widths are incremented by 18.75 mm (0.74"). The minimum width is 37.5 mm (1.5").  
 Non-bricklaid belts are available in widths of 75 mm (3"), 150 mm (6"), 300 (12") and 600 mm (24").



# 7010 CT

Tappeti modulari / Modular belts / Mattenketten

Belts wider than standard are available with 75 mm increments (standard) or 18.75 inch increments (special)

## 7010 CT Cone Top Tappeto Modulare 7010 CT, H=16 M=75 Modular Belt Series 7010 CT, H=16 M=75 / Modulare Mattenkette 7010 CT, H=16 M=75

Backflex radius min.: 50 mm | Pin diameter: 7 mm

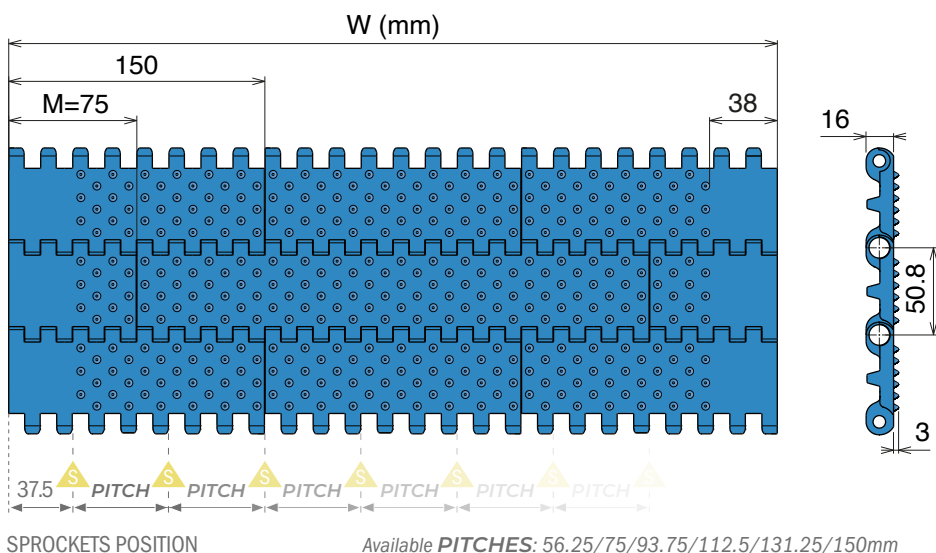
Metric Size

 pg. 42	<b>A</b> Accessories pg. 31
--	-----------------------------------

**50.8mm**  
PITCH



Width* (mm)
0075
0150
0225
0300
0375
0450
0525
0600
0675
0750
0825
0900
0975
1050
1125
1200
1275
1350



### PE - Polyethylene

BELT COLORS AVAILABLE	
RAL 5005	Cyan
White	Natural

PINS AVAILABLE	
PBT Pin	PA6 Pin
<b>Max w. load:</b> 10000 N/m <b>Weight:</b> 9.9 kg/m <sup>2</sup> <b>Temp. range:</b> -40+65 °C	<b>Max w. load:</b> 10000 N/m <b>Weight:</b> 9.9 kg/m <sup>2</sup> <b>Temp. range:</b> -40+65 °C
PE Pin	PP Pin
<b>Max w. load:</b> 10000 N/m <b>Weight:</b> 9.9 kg/m <sup>2</sup> <b>Temp. range:</b> -70+65 °C	<b>Max w. load:</b> 10000 N/m <b>Weight:</b> 9.9 kg/m <sup>2</sup> <b>Temp. range:</b> 0+65 °C

### POM - Acetal resin

BELT COLORS AVAILABLE	
RAL 5005	Cyan
White	

PINS AVAILABLE	
PBT Pin	PA6 Pin
<b>Max w. load:</b> 35000 N/m <b>Weight:</b> 14.1 kg/m <sup>2</sup> <b>Temp. range:</b> -40+80 °C	<b>Max w. load:</b> 30000 N/m <b>Weight:</b> 14.1 kg/m <sup>2</sup> <b>Temp. range:</b> -40+93 °C
PE Pin	PP Pin
<b>Max w. load:</b> 18000 N/m <b>Weight:</b> 14.1 kg/m <sup>2</sup> <b>Temp. range:</b> -40+65 °C	<b>Max w. load:</b> 16000 N/m <b>Weight:</b> 14.1 kg/m <sup>2</sup> <b>Temp. range:</b> +5+93 °C

### PP - Polypropylene

BELT COLORS AVAILABLE	
RAL 5005	Cyan
White	

PINS AVAILABLE	
PBT Pin	PA6 Pin
<b>Max w. load:</b> 26000 N/m <b>Weight:</b> 9.5 kg/m <sup>2</sup> <b>Temp. range:</b> 0+100 °C	<b>Max w. load:</b> 22000 N/m <b>Weight:</b> 9.5 kg/m <sup>2</sup> <b>Temp. range:</b> 0+80 °C
PE Pin	PP Pin
<b>Max w. load:</b> 13500 N/m <b>Weight:</b> 9.5 kg/m <sup>2</sup> <b>Temp. range:</b> 0+65 °C	<b>Max w. load:</b> 14500 N/m <b>Weight:</b> 9.5 kg/m <sup>2</sup> <b>Temp. range:</b> 0+100 °C

\*Belts wider than standard are available with 75 mm increments.

The nominal tensile strength and the nominal width tolerance are valid for a temperature of 23°C (73 °F).

The actual width of the belt typically falls below the nominal value by 0.1% to 0.3%.

For PE belts up to 750 mm (30") in width, the reduction ranges from -3 mm to 0 mm, and for widths beyond that, from -0.4% to 0%.

For POM belts up to 750 mm (30") in width, the shrinkage ranges from -3 mm to 0 mm, and for those wider, from -0.4% to 0%.

For PP belts up to 750 mm (30") in width, the decrease is between -3 mm and 0 mm, with the reduction for wider belts ranging from -0.3% to -0.1%.

Non-Standard belt widths are incremented by 18.75 mm (0.74"). The minimum width is 37.5 mm (1.5").


Non-bricklaid belts are available in widths of 75 mm (3"), 150 mm (6"), 300 (12") and 600 mm (24").



## 7010 NT *Nub Top* Tappeto Modulare 7010 NT, H=16 M=75 Modular Belt Series 7010 NT, H=16 M=75 / Modulare Mattenkette 7010 NT, H=16 M=75

Backflex radius min.: 50 mm | Pin diameter: 7 mm

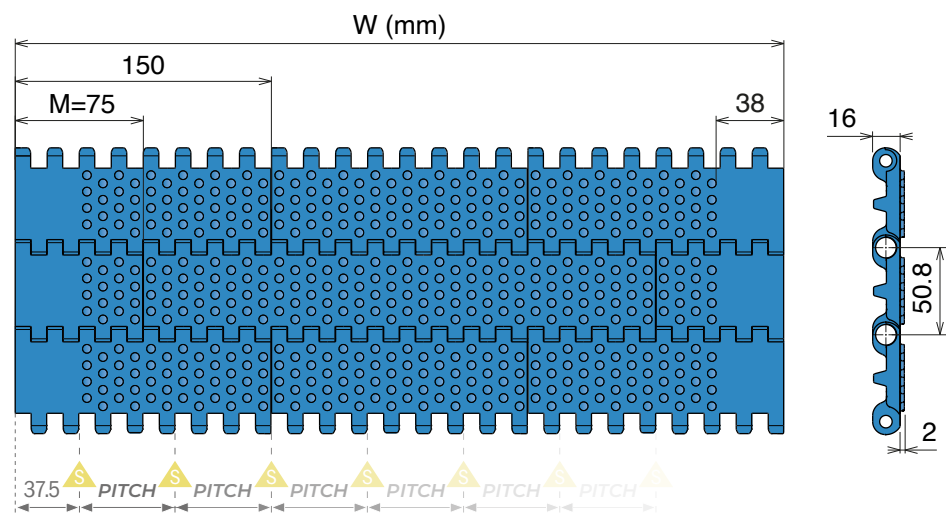
	<b>A</b> Accessories
pg. 42	pg. 31



Metric Size



- | Width* (mm) |
|-------------|
| 0075        |
| 0150        |
| 0225        |
| 0300        |
| 0375        |
| 0450        |
| 0525        |
| 0600        |
| 0675        |
| 0750        |
| 0825        |
| 0900        |
| 0975        |
| 1050        |
| 1125        |
| 1200        |
| 1275        |
| 1350        |



SPROCKETS POSITION Available PITCHES: 56.25/75/93.75/112.5/131.25/150mm

### PE - Polyethylene

BELT COLORS AVAILABLE	
RAL 5005	Cyan
White	Natural

PINS AVAILABLE	
PBT Pin	PA6 Pin
<b>Max w. load:</b> 10000 N/m	<b>Max w. load:</b> 10000 N/m
<b>Weight:</b> 10.4 kg/m <sup>2</sup>	<b>Weight:</b> 10.4 kg/m <sup>2</sup>
<b>Temp. range:</b> -40+65 °C	<b>Temp. range:</b> -40+65 °C
PE Pin	PP Pin
<b>Max w. load:</b> 10000 N/m	<b>Max w. load:</b> 10000 N/m
<b>Weight:</b> 10.4 kg/m <sup>2</sup>	<b>Weight:</b> 10.4 kg/m <sup>2</sup>
<b>Temp. range:</b> -70+65 °C	<b>Temp. range:</b> 0+65 °C

### POM - Acetal resin

BELT COLORS AVAILABLE	
RAL 5005	Cyan
White	

PINS AVAILABLE	
PBT Pin	PA6 Pin
<b>Max w. load:</b> 35000 N/m	<b>Max w. load:</b> 30000 N/m
<b>Weight:</b> 14.6 kg/m <sup>2</sup>	<b>Weight:</b> 14.6 kg/m <sup>2</sup>
<b>Temp. range:</b> -40+80 °C	<b>Temp. range:</b> -40+93 °C
PE Pin	PP Pin
<b>Max w. load:</b> 18000 N/m	<b>Max w. load:</b> 16000 N/m
<b>Weight:</b> 14.6 kg/m <sup>2</sup>	<b>Weight:</b> 14.6 kg/m <sup>2</sup>
<b>Temp. range:</b> -40+65 °C	<b>Temp. range:</b> +5+93 °C

### PP - Polypropylene

BELT COLORS AVAILABLE	
RAL 5005	Cyan
White	

PINS AVAILABLE	
PBT Pin	PA6 Pin
<b>Max w. load:</b> 26000 N/m	<b>Max w. load:</b> 22000 N/m
<b>Weight:</b> 10.0 kg/m <sup>2</sup>	<b>Weight:</b> 10.0 kg/m <sup>2</sup>
<b>Temp. range:</b> 0+100 °C	<b>Temp. range:</b> 0+80 °C
PE Pin	PP Pin
<b>Max w. load:</b> 13500 N/m	<b>Max w. load:</b> 14500 N/m
<b>Weight:</b> 10.0 kg/m <sup>2</sup>	<b>Weight:</b> 10.0 kg/m <sup>2</sup>
<b>Temp. range:</b> 0+65 °C	<b>Temp. range:</b> 0+100 °C

\*Belts wider than standard are available with 75 mm increments.

The nominal tensile strength and the nominal width tolerance are valid for a temperature of 23°C (73 °F).

The actual width of the belt typically falls below the nominal value by 0.1% to 0.3%.  
 For PE belts up to 750 mm (30") in width, the reduction ranges from -3 mm to 0 mm, and for widths beyond that, from 0.4% to 0%.  
 For POM belts up to 750 mm (30") in width, the shrinkage ranges from -3 mm to 0 mm, and for those wider, from -0.4% to -0%.  
 For PP belts up to 750 mm (30") in width, the decrease is between -3 mm and 0 mm, with the reduction for wider belts ranging from -0.4% to 0%.

Non-Standard belt widths are incremented by 18.75 mm (0.74"). The minimum width is 37.5 mm (1.5").  
 Non-bricklaid belts are available in widths of 75 mm (3"), 150 mm (6"), 300 (12") and 600 mm (24").



# 7010 PT

Tappeti modulari / Modular belts / Mattenketten

Belts wider than standard are available with 75 mm increments (standard) or 18.75 inch increments (special)

## 7010 PT Perforated Top Tappeto Modulare 7010 PT, H=16 M=75 Modular Belt Series 7010 PT, H=16 M=75 / Modulare Mattenkette 7010 PT, H=16 M=75

Backflex radius min.: 50 mm | Pin diameter: 7 mm



pg. 42


A

Accessories

pg. 31

**15.0%**  
OPEN SURFACE

**50.8mm**  
PITCH



Metric Size

Width\* (mm)

0075

0150

0225

0300

0375

0450

0525

0600

0675

0750

0825

0900

0975

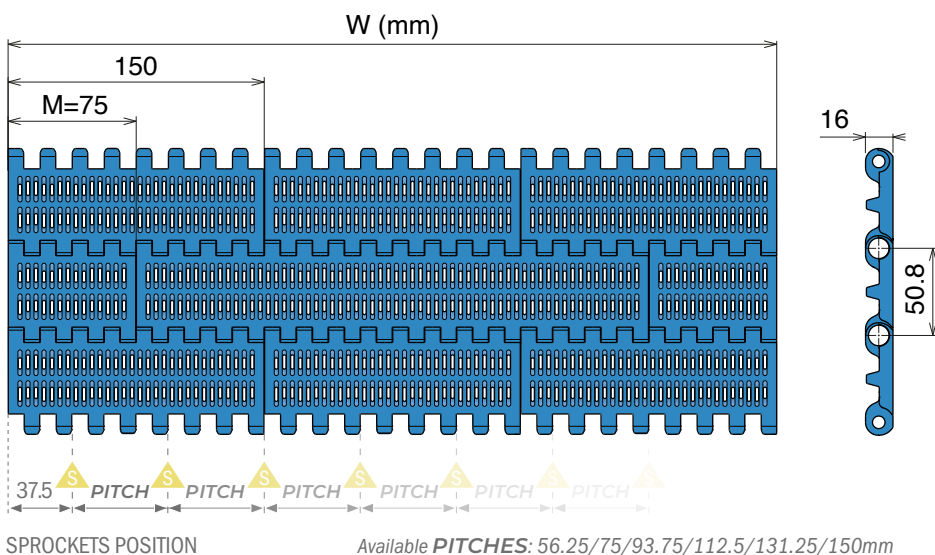
1050

1125

1200

1275

1350



### PE - Polyethylene

BELT COLORS AVAILABLE	
RAL 5005	Cyan
White	Natural

PINS AVAILABLE	
PBT Pin	PA6 Pin
Max w. load: 10000 N/m	Max w. load: 10000 N/m
Weight: 8.4 kg/m <sup>2</sup>	Weight: 8.4 kg/m <sup>2</sup>
Temp. range: -40+65 °C	Temp. range: -40+65 °C
PE Pin	PP Pin
Max w. load: 10000 N/m	Max w. load: 10000 N/m
Weight: 8.4 kg/m <sup>2</sup>	Weight: 8.4 kg/m <sup>2</sup>
Temp. range: -70+65 °C	Temp. range: 0+65 °C

### POM - Acetal resin

BELT COLORS AVAILABLE	
RAL 5005	Cyan
White	

PINS AVAILABLE	
PBT Pin	PA6 Pin
Max w. load: 35000 N/m	Max w. load: 30000 N/m
Weight: 11.8 kg/m <sup>2</sup>	Weight: 11.8 kg/m <sup>2</sup>
Temp. range: -40+80 °C	Temp. range: -40+93 °C
PE Pin	PP Pin
Max w. load: 18000 N/m	Max w. load: 16000 N/m
Weight: 11.8 kg/m <sup>2</sup>	Weight: 11.8 kg/m <sup>2</sup>
Temp. range: -40+65 °C	Temp. range: +5+93 °C

### PP - Polypropylene

BELT COLORS AVAILABLE	
RAL 5005	Cyan
White	

PINS AVAILABLE	
PBT Pin	PA6 Pin
Max w. load: 26000 N/m	Max w. load: 22000 N/m
Weight: 8.0 kg/m <sup>2</sup>	Weight: 8.0 kg/m <sup>2</sup>
Temp. range: 0+100 °C	Temp. range: 0+80 °C
PE Pin	PP Pin
Max w. load: 13500 N/m	Max w. load: 14500 N/m
Weight: 8.0 kg/m <sup>2</sup>	Weight: 8.0 kg/m <sup>2</sup>
Temp. range: 0+65 °C	Temp. range: 0+100 °C

\*Belts wider than standard are available with 75 mm increments.

The nominal tensile strength and the nominal width tolerance are valid for a temperature of 23°C (73 °F).

The actual width of the belt typically falls below the nominal value by 0.1% to 0.3%.

For PE belts up to 750 mm (30") in width, the reduction ranges from -3 mm to 1 mm, and for widths beyond that, from -0.3% to 0.3%.

For POM belts up to 750 mm (30") in width, the shrinkage ranges from -3 mm to 0 mm, and for those wider, from -0.4% to 0%.

For PP belts up to 750 mm (30") in width, the decrease is between -2 mm and 1 mm, with the reduction for wider belts ranging from -0.3% to 0.1%.

Non-Standard belt widths are incremented by 18.75 mm (0.74"). The minimum width is 37.5 mm (1.5").

Non-bricklaid belts are available in widths of 75 mm (3"), 150 mm (6"), 300 (12") and 600 mm (24").

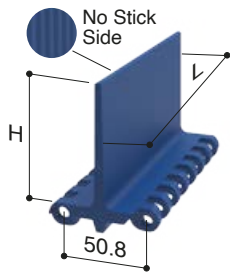


Tappeti modulari / Modular belts / Mattenketten

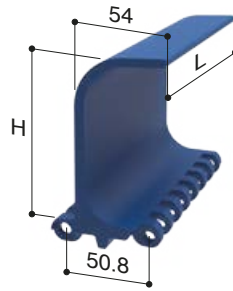


## Accessories for 7010 Series - Configuration

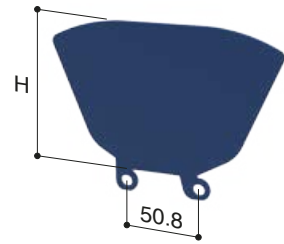
### Straight flight



### Curved flight



### Sidewall



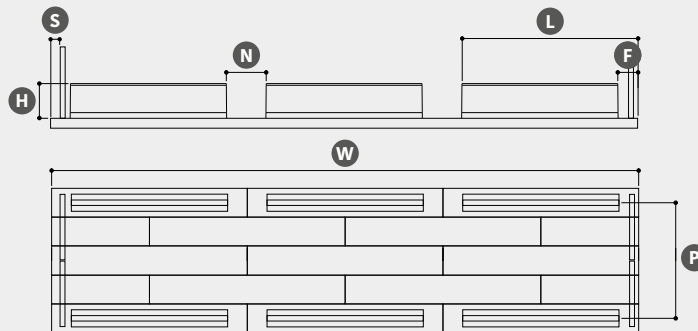
Metric Size

Straight flight modules are available with one smooth side and one side "no-stick" developed to improve handling of wet or sticky food products.

Sidewall modules include both sides, left and right.

### Technical configuration

Dimensions expressed in millimeter



All Accessories have open hinge design.

Belt surface	Flat Top (FT)				Cone Top (CT)				Nub Top (NT)				Perforated Top (PT)											
Belt Material & Color	PE - Polyethylene								POM - Acetal resin								PP - Polypropylene							
	RAL 5005				Cyan				RAL 5005				Cyan				RAL 5005				Cyan			
	White				Natural				White								White							
Pin Material	PBT	PA6	PE	PP	PBT	PA6	PE	PP	PBT	PA6	PE	PP	PBT	PA6	PE	PP								
W Width	Standard (75 multiple)				Special (18,75 multiple)				Requested quantity				Length (meters)											
H Accessories height	Straight flight								Curved flight				Sidewall											
	25	50	75	100	150	75	100	150	50	75	100													
P Pitch	Number of pitches or distance between accessories (50,8 mm multiple)																							
F Flight Side Indent	Straight or curved flight only								Straight or curved flight + Sidewalls															
	0	37,5	56	75	112	131	37,5	56	75	112	131													
S Sidewall Side Indent	-	-	-	-	-	-	18	37	56	93	112													
Notch*	No				Single				Double				Triple											
	N Notch width (37,5 mm multiple)								L Notch distance (2 or more)															

For some combinations the nominal tensile strength of the belt will be reduced due to the accessoris. For different combinations, please ask to your sales representative.


**ZERO CONTACT**

# ZER<sup>520</sup>CONTACT

SIDE FLEX MODULAR BELT

H= 10.1 mm

Metric Size



**ZERO CONTACT**  
**ZERO CONTACT PRO**

**Movex<sup>®</sup>**

## ZERO CONTACT

Tappeto Modulare Curvilineo Zero Contact™, H=10,1 M=200

Side Flex Modular Belt Zero Contact™, H=10,1 M=200 / Kurvengängige Mattenkette Zero Contact™, H=10,1 M=200

Pin diameter: 4.7 mm



pg. 43

SAMPLE BOX


Art.-Nr. 599999925A

Material

**LFB - Code 23**  
Low friction Acetal

**LFA - Code 01**  
Low friction Acetal

<b>Max w. load:</b> 13500 N/m	<b>Max w. load:</b> 13500 N/m
<b>Weight:</b> 9,25 kg/m <sup>2</sup>	<b>Weight:</b> 9,25 kg/m <sup>2</sup>
<b>Temp. range dry:</b> -40÷80 °C	<b>Temp. range dry:</b> -40÷80 °C
<b>Temp. range wet:</b> -40÷65 °C	<b>Temp. range wet:</b> -40÷65 °C
<b>Pin material:</b> PBT white	<b>Pin material:</b> PBT white



### Features

**Inner radius:** 600 mm ÷ 2000 mm

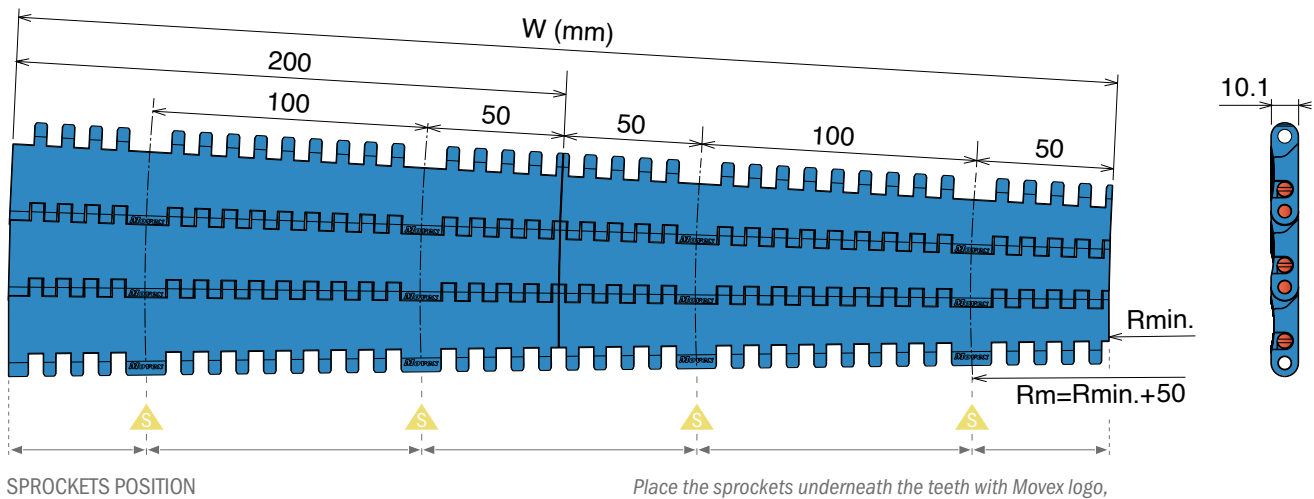
**Belt width:** 200 mm ÷ 1600 mm

**Angle:** 90° and 180° (different on request)

**Row to row angle:** 1,33°

**Pin material:** Ø4,7 mm, PBT White

**Open Area:** 0%



**Movex® Zero Contact™** modular fixed radius curve belt is the best choice for all type of transportation, for beverage, food and logistic industries, thanks to its versatility.

It offers high performances, reducing the coefficient of friction between product and running belt surface and improves the efficiency of the line, by minimizing downtimes.

A wide range of radii and widths helps finding the right solution for every product dimension and transportation condition, from light packages to heavier ones.

Installation and maintenance have never been so easy, so far.



The belt is compliant to: • Regulation: D.P.R. 777 - 23 August 1982 e D.L. 108 - 25 January 1992; • UNI EN 1186 1+15:2003

- D.M. 34 del 21.3.73 S.O. GU n° 104 - 20/04/73 and following updates • Regulation (EU) n. 10/2011, GUUE L 12 del 15/01/2011 and following updates.
- Regulations (CE) n. 1935/2004 GUCE L 338 del 13/11/04 and n. 1895/2005 GUCE L 302 - 19/11/2005.



Low friction



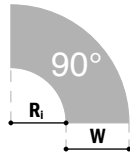
Minimized maintenance



Easy pin removal

## ZERO CONTACT

SIDE FLEX MODULAR BELT



### Side Flex Modular Belt Zero Contact™ 90° | Length of the belt 150 Modules

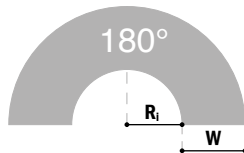
Belt Width	R <sub>i</sub> 600	R <sub>i</sub> 800	R <sub>i</sub> 1000	R <sub>i</sub> 1200	R <sub>i</sub> 1400	R <sub>i</sub> 1600	R <sub>i</sub> 1800	R <sub>i</sub> 2000	Material
200	5451230201A	5451230202A	5451230203A	5451230204A	5451230205A	5451230206A	5451230207A	5451230208A	LFB
400	5451230401A	5451230402A	5451230403A	5451230404A	5451230405A	5451230406A	5451230407A	-	
600	5451230601A	5451230602A	5451230603A	5451230604A	5451230605A	5451230606A	-	-	
800	5451230801A	5451230802A	5451230803A	5451230804A	5451230805A	-	-	-	
1000	5451231001A	5451231002A	5451231003A	5451231004A	-	-	-	-	
1200	5451231201A	5451231202A	5451231203A	-	-	-	-	-	
1400	5451231401A	5451231402A	-	-	-	-	-	-	
1600	5451231601A	-	-	-	-	-	-	-	

### Side Flex Modular Belt Zero Contact™ 90° | Length of the belt 150 Modules

Belt Width	R <sub>i</sub> 600	R <sub>i</sub> 800	R <sub>i</sub> 1000	R <sub>i</sub> 1200	R <sub>i</sub> 1400	R <sub>i</sub> 1600	R <sub>i</sub> 1800	R <sub>i</sub> 2000	Material
200	5451010201A	5451010202A	5451010203A	5451010204A	5451010205A	5451010206A	5451010207A	5451010208A	LFA
400	5451010401A	5451010402A	5451010403A	5451010404A	5451010405A	5451010406A	5451010407A	-	
600	5451010601A	5451010602A	5451010603A	5451010604A	5451010605A	5451010606A	-	-	
800	5451010801A	5451010802A	5451010803A	5451010804A	5451010805A	-	-	-	
1000	5451011001A	5451011002A	5451011003A	5451011004A	-	-	-	-	
1200	5451011201A	5451011202A	5451011203A	-	-	-	-	-	
1400	5451011401A	5451011402A	-	-	-	-	-	-	
1600	5451011601A	-	-	-	-	-	-	-	

## ZERO CONTACT

SIDE FLEX MODULAR BELT



### Side Flex Modular Belt Zero Contact™ 180° | Length of the belt 285 Modules

Belt Width	R <sub>i</sub> 600	R <sub>i</sub> 800	R <sub>i</sub> 1000	R <sub>i</sub> 1200	R <sub>i</sub> 1400	R <sub>i</sub> 1600	R <sub>i</sub> 1800	R <sub>i</sub> 2000	Material
200	5452230201A	5452230202A	5452230203A	5452230204A	5452230205A	5452230206A	5452230207A	5452230208A	LFB
400	5452230401A	5452230402A	5452230403A	5452230404A	5452230405A	5452230406A	5452230407A	-	
600	5452230601A	5452230602A	5452230603A	5452230604A	5452230605A	5452230606A	-	-	
800	5452230801A	5452230802A	5452230803A	5452230804A	5452230805A	-	-	-	
1000	5452231001A	5452231002A	5452231003A	5452231004A	-	-	-	-	
1200	5452231201A	5452231202A	5452231203A	-	-	-	-	-	
1400	5452231401A	5452231402A	-	-	-	-	-	-	
1600	5452231601A	-	-	-	-	-	-	-	

### Side Flex Modular Belt Zero Contact™ 180° | Length of the belt 285 Modules

Belt Width	R <sub>i</sub> 600	R <sub>i</sub> 800	R <sub>i</sub> 1000	R <sub>i</sub> 1200	R <sub>i</sub> 1400	R <sub>i</sub> 1600	R <sub>i</sub> 1800	R <sub>i</sub> 2000	Material
200	5452010201A	5452010202A	5452010203A	5452010204A	5452010205A	5452010206A	5452010207A	5452010208A	LFA
400	5452010401A	5452010402A	5452010403A	5452010404A	5452010405A	5452010406A	5452010407A	-	
600	5452010601A	5452010602A	5452010603A	5452010604A	5452010605A	5452010606A	-	-	
800	5452010801A	5452010802A	5452010803A	5452010804A	5452010805A	-	-	-	
1000	5452011001A	5452011002A	5452011003A	5452011004A	-	-	-	-	
1200	5452011201A	5452011202A	5452011203A	-	-	-	-	-	
1400	5452011401A	5452011402A	-	-	-	-	-	-	
1600	5452011601A	-	-	-	-	-	-	-	



## ZERO CONTACT PRO

Tappeto Modulare Curvilineo Zero Contact PRO, H=9

Side Flex Modular Belt Zero Contact PRO, H=9 / Kurvengängige Mattenkette Zero Contact PRO, H=9

Pin diameter: 4 mm



The sprocket positioning for this belt series is detailed in the Movex engineering manual

pg. 43

### SAMPLE BOX


Art.-Nr. **599999925A**

### Material

### PA - Code 28

Glass fiber reinforced

Max w. load: 19000 N/m  
 Weight: 9,25 kg/m<sup>2</sup>  
 Temp. range dry: -30÷100 °C  
 Temp. range wet: N.R.  
 Pin: Stainless steel



### Features

Inner radius: 586 mm ÷ 1541 mm

Belt width: 249 mm ÷ 1034 mm

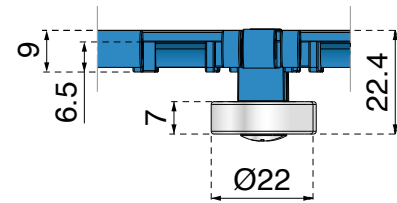
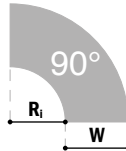
Angle: 90° and 180° (different on request)

Row to row angle: 1°

Pin: Ø4 mm, material 1.4301

Open Area: 0%

**ZERO CONTACT**  
 SIDE FLEX MODULAR BELT



### Side Flex Modular Belt Zero Contact PRO™ 90° | Without bearings | Length of the belt 200 modules

Order code	R <sub>i</sub> - mm	W - mm	Order code	R <sub>i</sub> - mm	W - mm	Order code	R <sub>i</sub> - mm	W - mm
5461280439A-M	586	439	5462281034A-M	756	1034	5464280504A-M	1116	504
5461280524A-M	586	524	5463280269A-M	1011	269	5465280419A-M	1201	419
5461280864A-M	586	864	5463280439A-M	1011	439	5466280249A-M	1286	249
5461281034A-M	586	1034	5463280524A-M	1011	524	5465280504A-M	1286	504
5462280269A-M	756	269	5463280864A-M	1011	864	5466280419A-M	1456	419
5462280439A-M	756	439	5463281034A-M	1011	1034	5466280504A-M	1541	504
5462280524A-M	756	524	5465280249A-M	1031	249			
5462280864A-M	756	864	5464280419A-M	1031	419			

### Side Flex Modular Belt Zero Contact PRO™ 90° | With bearings | Length of the belt 200 modules

Order code	R <sub>i</sub> - mm	W - mm	Order code	R <sub>i</sub> - mm	W - mm
5462280249A-M	1031	249	5463280249A-M	1286	249
5461280419A-M	1031	419	5462280504A-M	1286	504
5461280504A-M	1116	504	5463280419A-M	1456	419
5462280419A-M	1201	419	5463280504A-M	1541	504



### Side Flex Modular Belt Zero Contact PRO™ 90° | Two track combinations | Length of the belts 200 modules

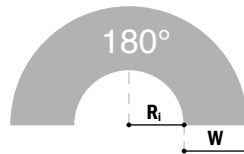
Track 1 - Order code	R <sub>i</sub> - mm	W - mm		Track 2 - Order code	R <sub>i</sub> - mm	W - mm	Total width
5462280269A-M	756	269	+	5462280249A-M	1031	249	= 524
5463280269A-M	1011	269	+	5463280249A-M	1286	249	= 524
5461280439A-M	586	439	+	5461280419A-M	1031	419	= 864
5462280439A-M	756	439	+	5462280419A-M	1201	419	= 864
5463280439A-M	1011	439	+	5463280419A-M	1456	419	= 864
5461280524A-M	586	524	+	5461280504A-M	1116	504	= 1034
5462280524A-M	756	524	+	5462280504A-M	1286	504	= 1034
5463280524A-M	1011	524	+	5463280504A-M	1541	504	= 1034

The gap between the belts is 6 mm. | Track 1 belt is supplied without bearings. | Track 2 belt is supplied with bearings.

# ZERO CONTACT PRO

Tappeti modulari / Modular belts / Mattenketten

ZERO CONTACT  
SIDE FLEX MODULAR BELT



## Side Flex Modular Belt Zero Contact PRO™ 180° | Without bearings | Length of the belt 380 modules

Order code	R <sub>1</sub> - mm	W - mm	Order code	R <sub>1</sub> - mm	W - mm	Order code	R <sub>1</sub> - mm	W - mm
5461280439B-M	586	439	5462281034B-M	756	1034	5464280504B-M	1116	504
5461280524B-M	586	524	5463280269B-M	1011	269	5465280419B-M	1201	419
5461280864B-M	586	864	5463280439B-M	1011	439	5466280249B-M	1286	249
5461281034B-M	586	1034	5463280524B-M	1011	524	5465280504B-M	1286	504
5462280269B-M	756	269	5463280864B-M	1011	864	5466280419B-M	1456	419
5462280439B-M	756	439	5463281034B-M	1011	1034	5466280504B-M	1541	504
5462280524B-M	756	524	5465280249B-M	1031	249			
5462280864B-M	756	864	5464280419B-M	1031	419			

## Side Flex Modular Belt Zero Contact PRO™ 180° | With bearings | Length of the belt 380 modules

Order code	R <sub>1</sub> - mm	W - mm	Order code	R <sub>1</sub> - mm	W - mm
5462280249B-M	1031	249	5463280249B-M	1286	249
5461280419B-M	1031	419	5462280504B-M	1286	504
5461280504B-M	1116	504	5463280419B-M	1456	419
5462280419B-M	1201	419	5463280504B-M	1541	504



## Side Flex Modular Belt Zero Contact PRO™ 180° | Two track combinations | Length of the belts 380 modules

Track 1 - Order code	R <sub>1</sub> - mm	W - mm		Track 2 - Order code	R <sub>1</sub> - mm	W - mm		Total width
5462280269B-M	756	269	+	5462280249B-M	1031	249	=	524
5463280269B-M	1011	269	+	5463280249B-M	1286	249	=	524
5461280439B-M	586	439	+	5461280419B-M	1031	419	=	864
5462280439B-M	756	439	+	5462280419B-M	1201	419	=	864
5463280439B-M	1011	439	+	5463280419B-M	1456	419	=	864
5461280524B-M	586	524	+	5461280504B-M	1116	504	=	1034
5462280524B-M	756	524	+	5462280504B-M	1286	504	=	1034
5463280524B-M	1011	524	+	5463280504B-M	1541	504	=	1034

The gap between the belts is 6 mm. | Track 1 belt is supplied without bearings. | Track 2 belt is supplied with bearings.

The innovative design of **Movex® Zero Contact™ PRO** is recommended for high speed, heavy loads and transportation of abrasive substances, like sand, salt, sugar, and many other applications.

The stainless steel pins guarantee a higher working load and due to the new pin retention with grub screw, the assembly of this belt is 100% secure.

The robust structure of **Zero Contact™ PRO** can be summarized in minimal maintenance, long life expectation and high reliability.

**Zero Contact™ PRO** is a versatile belt, allowing a wider range of available widths and radii. Find out also our “two-tracks” version.



Extreme speed















Heavy duty



High abrasion resistance



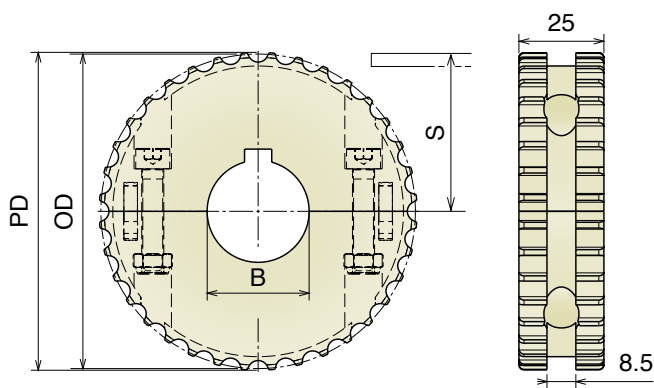

<b>7870</b>  Pag 38	<b>7870</b>  Pag 38	<b>590</b>  Pag 39	<b>590</b>  Pag 39	<b>7510-7520</b>  Pag 40	<b>7510-7520</b>  Pag 40
<b>7510-7520</b>  Pag 41	<b>7510-7520</b>  Pag 41	<b>7010</b>  Pag 42	<b>7010</b>  Pag 42	<b>ZERO CONTACT</b>  Pag 43	<b>ZERO CONTACT PRO</b>  Pag 43

⚙️ **Materiale / Material / Materialien:**

Poliammide/Polyamide/Polyamid Viti: Acciaio inox/Screws: Stainless steel/Schrauben: Edelstahl Dadi: ferro zincato/Nuts: zinc plated steel/Mutter: verzinkter Stahl Resina acetalica/Acetal resin/Azetal

## 7870 Ruota traino divisa, fresata

Split drive sprocket, machined / geteiltes Antriebskettenrad, gefräst

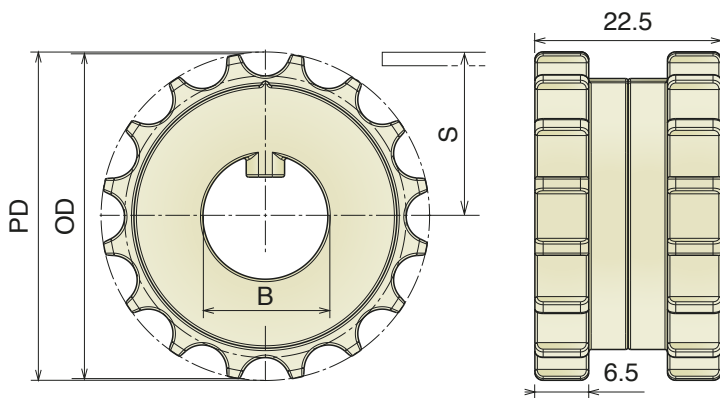


Article-Nr.	Z-	Bore	PD	OD	S
PA Natural					
<b>159936E</b>	16**	20	40,5	40,2	17,25
<b>160101E</b>	18**	25	46,5	47,3	20,2
<b>160111E</b>		20*20	□		
<b>159896E</b>	20**	25	51,5	51,5	22,3
<b>160201E</b>	24**	25	61,8	62,6	27,9
<b>160206E</b>		25*25	□		
<b>160301</b>	36	25	92,6	93,5	43,3
<b>160302</b>		30			
<b>160303</b>		35			
<b>160304</b>		40			
<b>160306</b>		25*25	□		
<b>160307</b>		30*30	□		
<b>160308</b>		40*40	□		

\*\*Drive sprockets z-16, z-18, z-20 and z-24 are supplied non-split

## Ruota traino, stampata

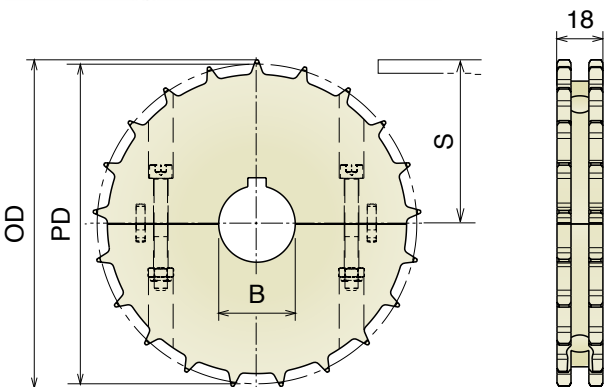
Drive sprocket, molded / Antriebskettenrad, gespritzt



Article-Nr.	Z-	Bore	PD	OD	S
POM Natural					
<b>159780</b>	16	15	40,5	40,2	17,25

# 590 Ruota traino divisa, fresata

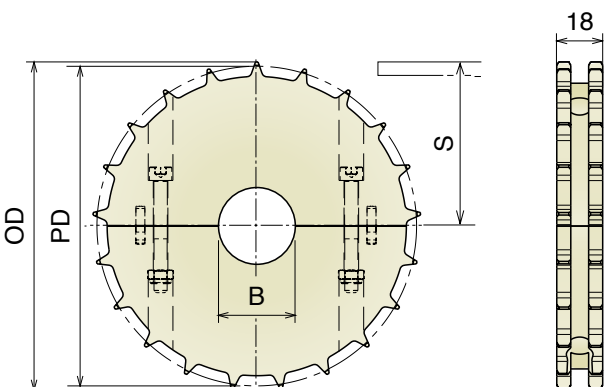
## Split drive sprocket, machined / geteiltes Antriebskettenrad, gefräst



Article-Nr.	Z-	Bore	PD	OD	S
PA Natural					
151101	17	25	100,7	103,4	46,0
151102		30			
151103		35			
151104		40			
151106		25* 25			
151107		30* 30			
151108		40* 40			
151201	21	25	126,0	128,7	58,65
151202		30			
151203		35			
151204		40			
151206		25* 25			
151207		30* 30			
151208		40* 40			
151301	24	25	142,9	145,6	67,1
151302		30			
151303		35			
151304		40			
151306		25* 25			
151307		30* 30			
151308		40* 40			
151401	25	25	149,0	151,7	70,15
151402		30			
151403		35			
151404		40			
151406		25* 25			
151407		30* 30			
151408		40* 40			

# Ruota rinvio divisa, fresata

## Split idler sprocket, machined / geteiltes Umlenrad, gefräst



Article-Nr.	Z-	Bore	PD	OD	S
PA Natural					
151150	17	18*	100,7	103,4	46,0
151151		25			
151152		30			
151153		35			
151154		40			
151250	21	18*	126,0	128,7	58,65
151251		25			
151252		30			
151253		35			
151254		40			
151350	24	18*	142,9	145,6	67,1
151351		25			
151352		30			
151353		35			
151354		40			
151450	25	18*	149,0	151,7	70,15
151451		25			
151452		30			
151453		35			
151454		40			

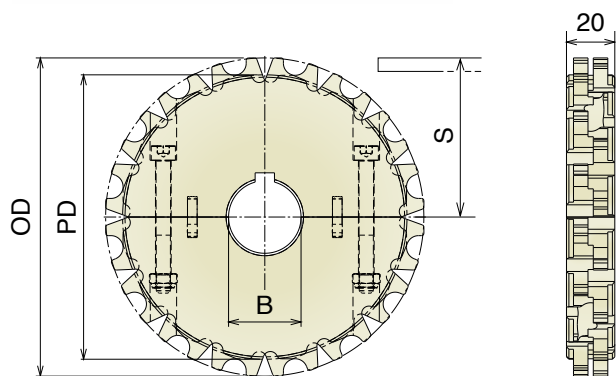
\*Plain Bore



## 7510-7520

Ruota traino divisa, fresata

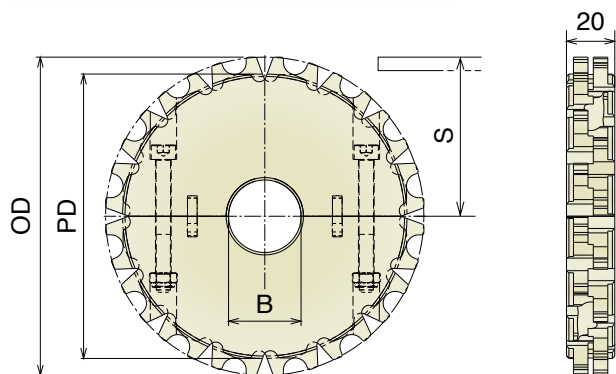
Split drive sprocket, machined / geteiltes Antriebskettenrad, gefräst



Article-Nr.	Z-	Bore	PD	OD	S
PA Natural					
242302	12	30	98,1	99,7	43,5
242402	15	30	122,2	124,2	56
242404		40	122,2	124,2	56
242408		40*40	122,2	124,2	56
242502	16	30	130,2	132,4	60
242504		40	130,2	132,4	60
242508		40*40	130,2	132,4	60
242510		60*60	130,2	132,4	60
242602	18	30	146,3	148,6	68
242604		40	146,3	148,6	68
242608		40*40	146,3	148,6	68
242610		60*60	146,3	148,6	68
242702	20	30	162,4	165	76
242704		40	162,4	165	76
242708		40*40	162,4	165	76
242710		60*60	162,4	165	76

Ruota rinvio divisa, fresata

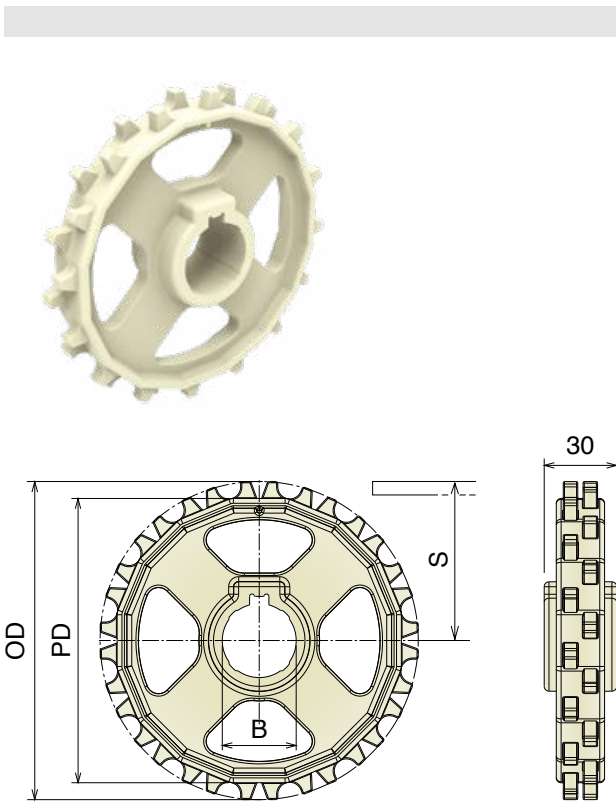
Split idler sprocket, machined / geteiltes Umlenrad, gefräst



Article-Nr.	Z-	Bore	PD	OD	S
PA Natural					
242352	12	30	98,1	99,7	43,5
242452	15	30	122,2	124,2	56
242454		40	122,2	124,2	56
242552	16	30	130,2	132,4	60
242554		40	130,2	132,4	60
242652	18	30	146,3	148,6	68
242654		40	146,3	148,6	68
242752	20	30	162,4	165	76
242754		40	162,4	165	76

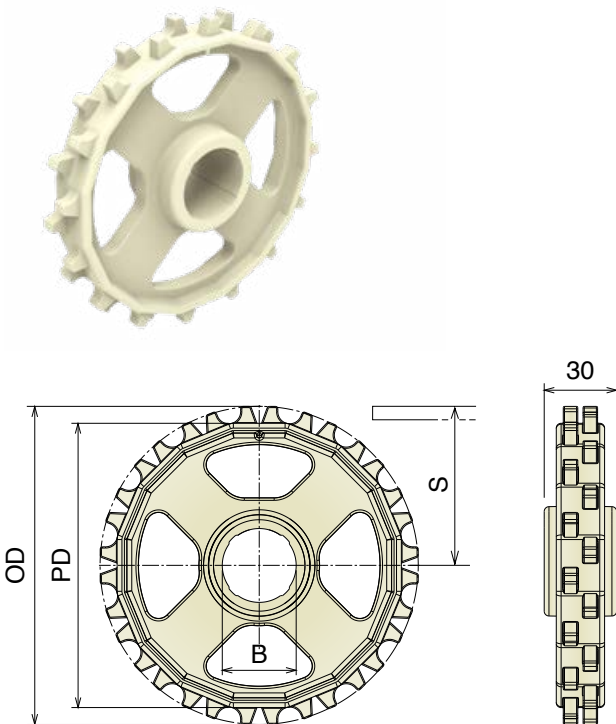
## 7510-7520

**Ruota traino, stampata**  
**Drive sprocket, molded / Antriebskettenrad, gespritzt**



Article-Nr.		Z-	Bore	PD	OD	S
POM Natural	PA Natural					
240006	240006PA	7	25* 25	58,5	58,4	23,5
240102	240102PA	8	30	66,4	67,8	28,2
240106	240106PA		25* 25	66,4	67,8	28,2
240202	240202PA	10	30	82,2	83,3	35,6
240204	240204PA		40	82,2	83,3	35,6
240208	240208PA		40* 40	82,2	83,3	35,6
240301	240301PA	12	25	98,1	99,7	43,5
240302	240302PA		30	98,1	99,7	43,5
240304	240304PA		40	98,1	99,7	43,5
240308	240308PA		40* 40	98,1	99,7	43,5
240402	240402PA	15	30	122,2	124,2	56
240404	240404PA		40	122,2	124,2	56
240408	240408PA		40* 40	122,2	124,2	56
240410	240410PA		60* 60	122,2	124,2	56
240502	240502PA	16	30	130,2	132,4	60
240504	240504PA		40	130,2	132,4	60
240508	240508PA		40* 40	130,2	132,4	60
240510	240510PA		60* 60	130,2	132,4	60
240602	240602PA	18	30	146,3	148,6	68
240604	240604PA		40	146,3	148,6	68
240608	240608PA		40* 40	146,3	148,6	68
240610	240610PA		60* 60	146,3	148,6	68
240702	240702PA	20	30	162,4	165	76
240704	240704PA		40	162,4	165	76
240708	240708PA		40* 40	162,4	165	76
240710	240710PA		60* 60	162,4	165	76

**Ruota rinvio, stampata**  
**Idler sprocket, molded / Umlenkrad, gespritzt**



Article-Nr.		Z-	Bore	PD	OD	S
POM Natural	PA Natural					
240152	240152PA	8	30	66,4	67,8	28,2
240252	240252PA	10	30	82,2	83,3	35,6
240254	240254PA		40	82,2	83,3	35,6
240351	240351PA	12	25	98,1	99,7	43,5
240352	240352PA		30	98,1	99,7	43,5
240354	240354PA		40	98,1	99,7	43,5
240452	240452PA	15	30	122,2	124,2	56
240454	240454PA		40	122,2	124,2	56
240552	240552PA	16	30	130,2	132,4	60
240554	240554PA		40	130,2	132,4	60
240652	240652PA	18	30	146,3	148,6	68
240654	240654PA		40	146,3	148,6	68
240752	240752PA	20	30	162,4	165	76
240754	240754PA		40	162,4	165	76

**Materiale / Material / Materialien:**

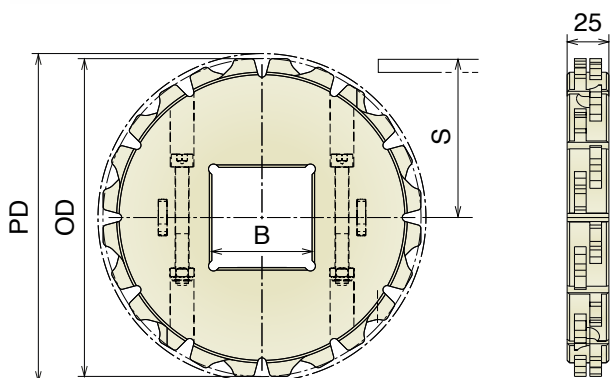
Resina acetica/Acetal resin/Azetal Viti: Acciaio inox/Screws: Stainless steel/Schrauben: Edelstahl  
 Dadi: Acciaio inox/Nuts: Stainless steel/Mutter: Edelstahl  
 Poliammide/Polyamide/Polyamid Viti: Acciaio inox/Screws: Stainless steel/Schrauben: Edelstahl  
 Dadi: ferro zincato/Nuts: zinc plated steel/Mutter: verzinkter Stahl

## 7010 Ruota traino divisa, fresata

Split drive sprocket, machined / Antriebskettenrad, gefräst



Article-Nr.	Z-	Bore		PD	OD	S
PA Natural						
<b>243108</b>	8	40*40	☒	132,7	126,6	57,8
<b>243208</b>	10	40*40	☒	164,4	159,7	74
<b>243210</b>		60*60	☒	164,4	159,7	74
<b>243308</b>	12	40*40	☒	196,3	192,4	90
<b>243310</b>		60*60	☒	196,3	192,4	90
<b>243408</b>	16	40*40	☒	260,4	257	122
<b>243410</b>		60*60	☒	260,4	257	122

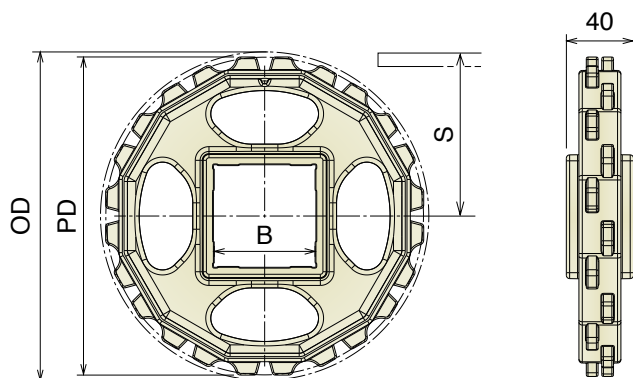


## Ruota traino, stampata

Drive sprocket, molded / Antriebskettenrad, gespritzt

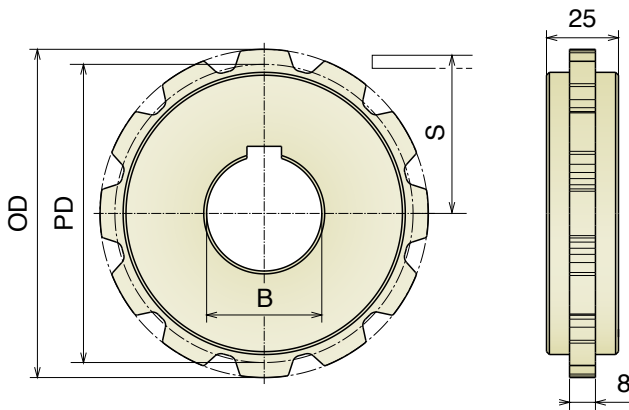


Article-Nr.		Z-	Bore		PD	OD	S
POM Natural	PA Natural						
<b>241008</b>	<b>241008PA</b>	6	40*40	☒	101,6	93,2	41,5
<b>241108</b>	<b>241108PA</b>	8	40*40	☒	132,7	126,6	57,8
<b>241110</b>	<b>241110PA</b>		60*60	☒	132,7	126,6	57,8
<b>241208</b>	<b>241208PA</b>	10	40*40	☒	164,4	159,7	74
<b>241210</b>	<b>241210PA</b>		60*60	☒	164,4	159,7	74
<b>241308</b>	<b>241308PA</b>	12	40*40	☒	196,3	192,4	90
<b>241310</b>	<b>241310PA</b>		60*60	☒	196,3	192,4	90
<b>241408</b>	<b>241408PA</b>	16	40*40	☒	260,4	257	122
<b>241410</b>	<b>241410PA</b>		60*60	☒	260,4	257	122

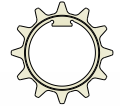
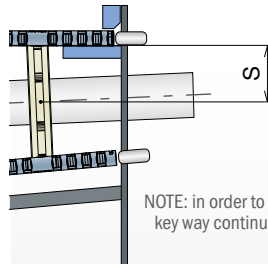


## ZERO CONTACT

Ruota traino, fresata  
 Drive sprocket, machined / Antriebskettenrad, gefräst



Article-Nr.	Z-	Bore	R <sub>i</sub> +50	PD	OD	S
PA Natural						
162401	12	40	650	58,0	61,0	25,6
162402			750	66,0	69,0	29,9
162403			850	76,0	79,0	34,2
162404			950	84,0	86,0	38,5
162405			1050	94,0	97,0	42,8
162406			1150	102,0	104,0	47,1
162407			1250	112,0	114,0	51,4
162408			1350	119,0	122,0	55,7
162409			1450	130,0	132,0	60,0
162410			1550	137,0	140,0	64,3
162411			1650	145,0	148,0	68,6
162412			1750	154,0	157,0	72,9
162413			1850	163,0	166,0	77,2
162414			1950	171,0	174,0	81,5
162415			2050	180,0	183,0	85,8
162416			2150	189,0	192,0	90,1

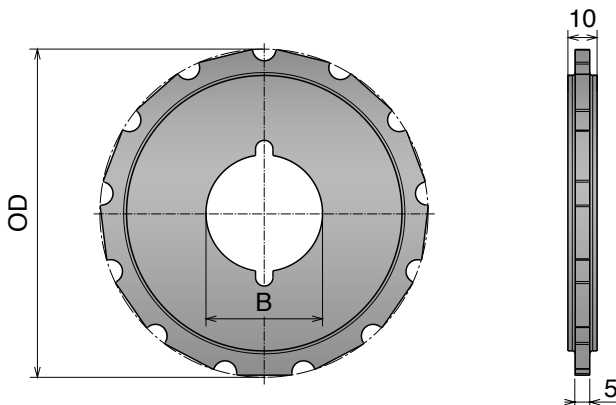


Smallest sprocket with  
 integrated key valid only for  
 code 162401

NOTE: in order to install the smallest sprockets a shaft key way continued to the end of the shaft is required.

## ZERO CONTACT PRO

Ruota traino, fresata  
 Drive sprocket, machined / Antriebskettenrad, gefräst



Article-Nr.	Z-	Bore	OD
PA Black			
163301	13	30	45,9
163302			52,0
163303		40	58,0
163304			64,1
163305			70,2
163306			76,2
163307			82,3
163308			88,3
163309			94,4
163310			100,5
163311			106,6
163312			112,6
163313			118,7
163314			124,7
163315			130,8
163316			136,9
163317			142,9

# Find out our complete range of solutions.

## Website

Consult our website and discover all our products.

[www.movexii.com](http://www.movexii.com)

## Product Catalog

Download the interactive PDF featuring all our products, from our website.

Available on all devices.

## Contact us

Ask to your sales representative, and required the hard copy of our catalogs.

[info@movexii.com](mailto:info@movexii.com)



## MOVEX, EXPERIENCE THE DIFFERENCE.



## Priority service

Even faster and responsive,  
when you need it.

Products in stock are available to ship within 24 Hours of the receipt of order.

**>10.000** ARTICLES NUMBER  
READY TO DELIVERY

**Request a free quotation!**

Priority service is optional,  
available on request



# **Movex<sup>®</sup>**

This catalog presents and includes the latest generations of products shown in earlier publications and it relates to the current production.

Other information, which may be different from that contained in this catalogue has to be considered invalid.

**Movex<sup>®</sup> S.p.A.** reserves the right to carry out modifications rendered necessary by the technical evolution of the products.

© Copyright **Movex<sup>®</sup> S.p.A.** 2024

The contents of this catalogue are the copyright of **Movex<sup>®</sup> S.p.A.** and may not be reproduced (even extracts) unless written permission is granted.

Every care has been taken to ensure the accuracy of the information contained in this publication but no liability can be accepted for any error or omissions.

Catalog N° M999517\_V3

The digital version of this catalog  
is available on:

**[www.movexii.com](http://www.movexii.com)**

## **Movex S.p.A.**

### **Headquarters**

Viale Industria, 22  
24060 Castelli Calepio (BG)

### **Logistics Center**

Via della Repubblica, 21/E  
24060 Castelli Calepio (BG)

Phone +39 035 8359711

[info@movexii.com](mailto:info@movexii.com)

[www.movexii.com](http://www.movexii.com)

Follow us    

#MovexWorld

## **Movex worldwide**

### **Movex GmbH**

P +49-6204-9375-0

### **Movex Brasil Ltda**

P +55-15-3141-2550

### **Movex France**

P +33-06-21-02-79-15

### **Movex AG India**

P +91-120-4159660-62

### **Movex UK Ltd.**

P +44-77-20678442

### **Movex Nederland**

P +31-630-994850

### **Movex USA Inc.**

P +1-877-401-5377

### **Movex SA de CV**

P +52-1-3318458187

### **Movex CIS Countries**

P +39-348-7769760



**Movex®** has expanded its expertise by developing a selection of products aimed at intercepting and meeting the needs of new sectors, such as the food, meat, poultry, seafood, bakery, vegetable, automotive industries, and material handling. Different sectors, same quality and performance.

This new chapter in our company's history is called **Blueline®**.