


HM90



hertz[®]
HIGH SPEED MOTORS



PRODUCT CATALOGUE

MANUAL TOOL CHANGE

HM 90

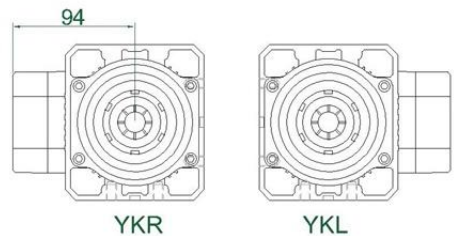
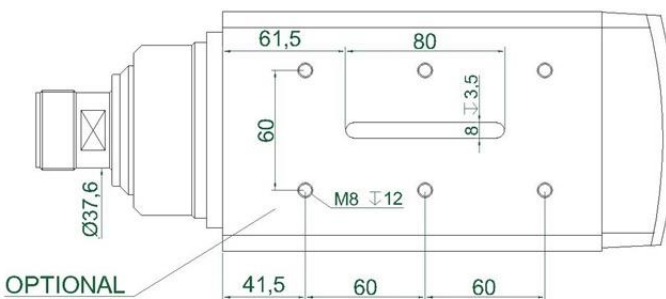
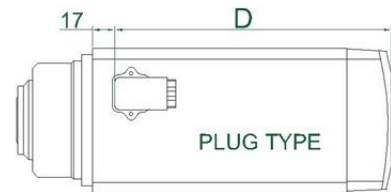
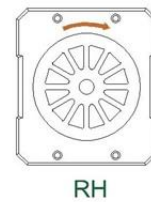
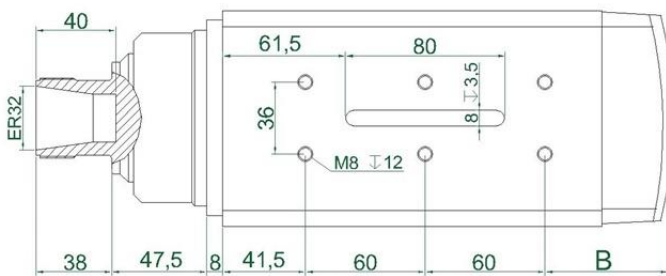
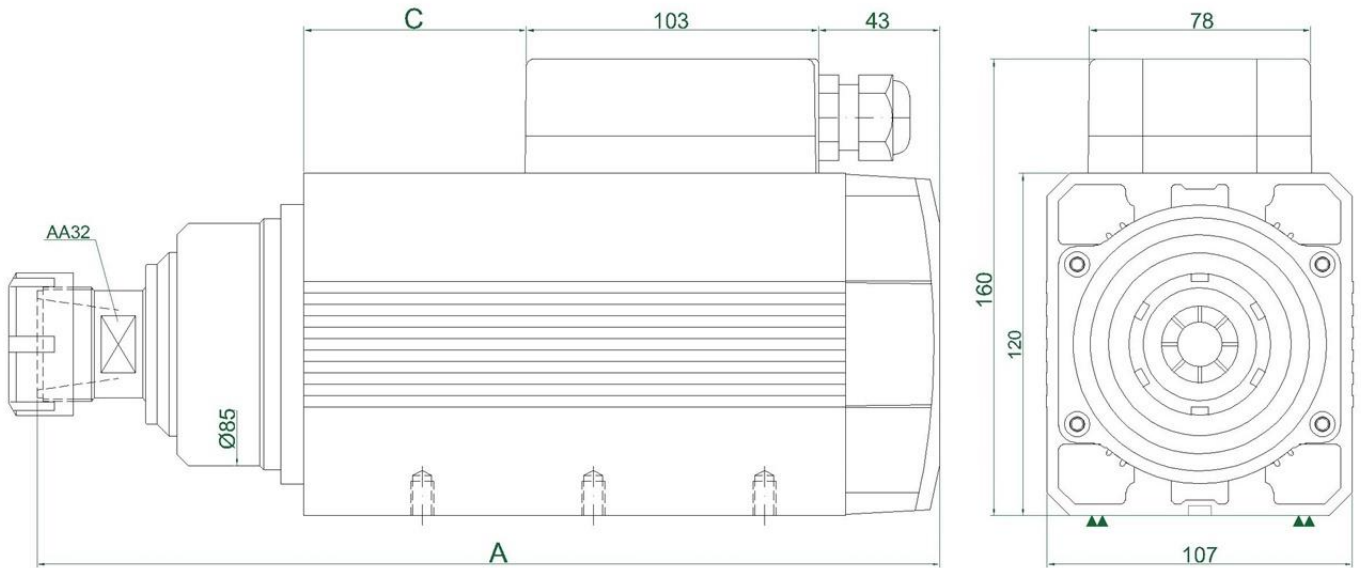
TYPE	Power	Freq	Speed	Voltage	Amperes	Cos.	Pole
	(Kw)	(Hz)	(Rpm)	(V)	A	φ	P
HM 90 -10 (HMC100)	1,0	50	3000	220 / 380	4,9 / 2,9	0,75	2
	1.5	100	6000	220 / 380	6,6 / 3,8	0,76	2
	2.2	200	12000	220 / 380	9,6 / 5.6	0,80	2
	3.5	200	12000	220 / 380	13,4 / 7,9	0,82	2
	4.0	300	18000	220 / 380	16,4 / 9,5	0,85	2
	4.0	400	24000	220 / 380	16,4 / 9,5	0,85	2
HM 90 -11 (HMC110)	4.5	300	18000	220 / 380	18,0 / 9,9	0,85	2
	4.5	400	24000	220 / 380	18,0 / 9,9	0,85	2
HM 90 -14 (HMC140)	1,35	50	3000	220 / 380	5,9 - 3,3	0,72	2
	2.2	100	6000	220 / 380	9,5 - 5,5	0,75	2
	3,5	200	6000	220 / 380	13,0 - 7,5	0,78	4
	4.5	200	12000	220 / 380	18,0 / 9,9	0,80	2
	5.5	300	18000	220 / 380	19,8 / 11,4	0,85	2
	5.5	600	18000	220 / 380	19,8 / 11,4	0,87	4
	6.0	300	18000	220 / 380	21,0 / 12,4	0,85	2
	5.5	400	24000	220 / 380	19,8 / 11,4	0,85	2
	6.0	400	24000	220 / 380	21,0 / 12,4	0,85	2
	6.0	400	24000	220 / 380	21,0 / 12,4	0,85	2
HM 90 -17 (HMC170)	1,5	50	3000	220 / 380	6,5 / 3,8	0,72	2
	3.0	100	6000	220 / 380	12,5 / 7,2	0,75	2
	4.0	200	6000	220 / 380	16,4 / 9,5	0,80	4
	5.5	200	12000	220 / 380	19,8 / 11,4	0,85	2
	7,0	300	18000	220 / 380	25,0 / 14,5	0,85	2
	7,0	400	24000	220 / 380	25,0 / 14,5	0,85	2

CKM-ER32



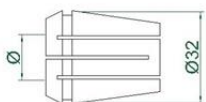
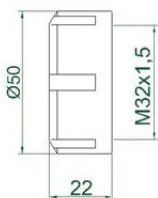
TYPE	A	B	C	D
HM90-10	317	62	77	206
HM90-11	327	72	87	216
HM90-14	357	102	117	246
HM90-17	387	132	147	276

MEDIUM STEEL COVER (CKM) / DOUBLE BEARINGS (DB) or CERAMIC BEARINGS (CB) (optional)

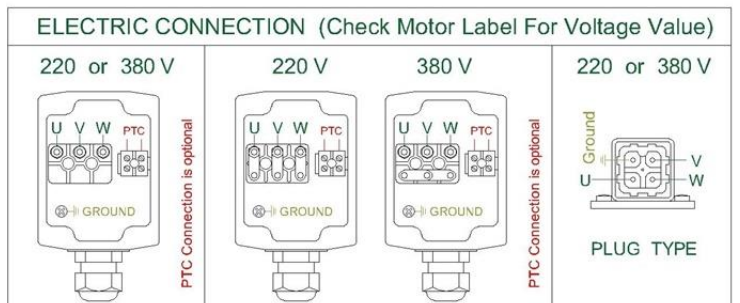


ER32 NUT

ER32 COLLET



min Ø 1 mm
max Ø 20 mm

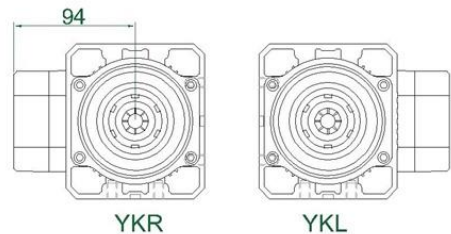
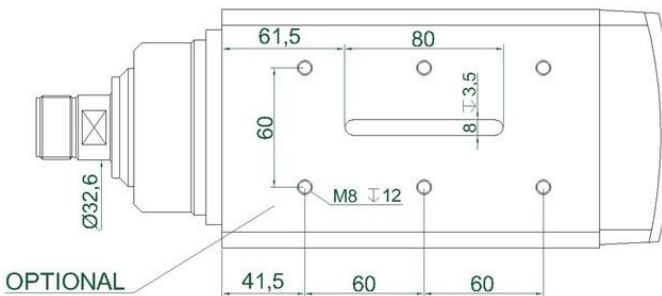
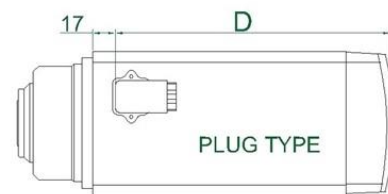
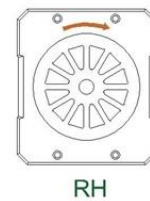
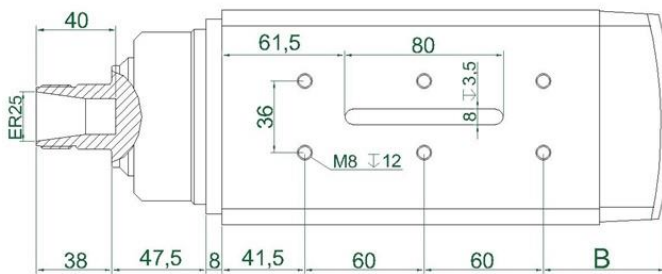
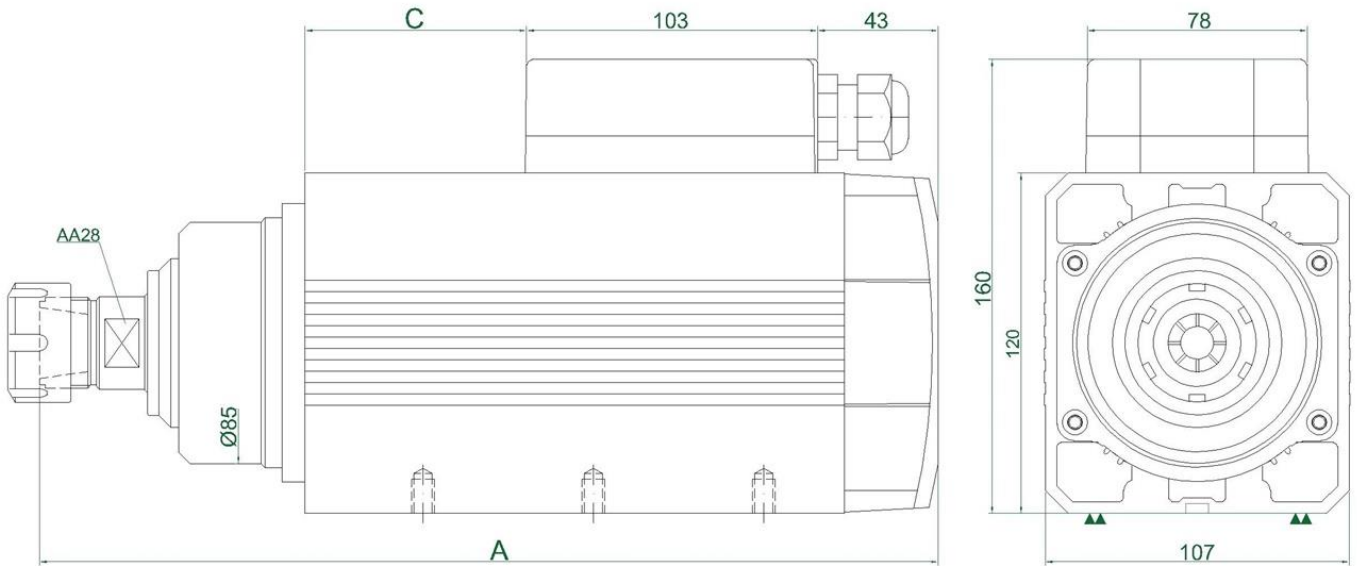


CKM-ER25

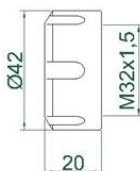


TYPE	A	B	C	D
HM90-10	317	62	77	206
HM90-11	327	72	87	216
HM90-14	357	102	117	246
HM90-17	387	132	147	276

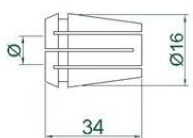
MEDIUM STEEL COVER (CKM) / DOUBLE BEARINGS (DB) or CERAMIC BEARINGS (CB) (optional)



ER25 NUT



ER25 COLLET



min Ø 1 mm
max Ø 16 mm

ELECTRIC CONNECTION (Check Motor Label For Voltage Value)

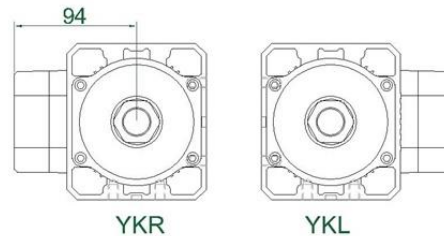
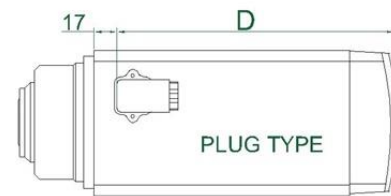
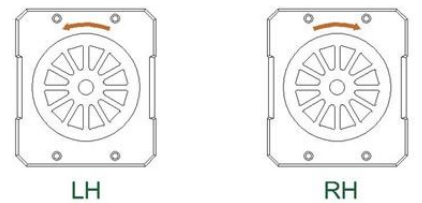
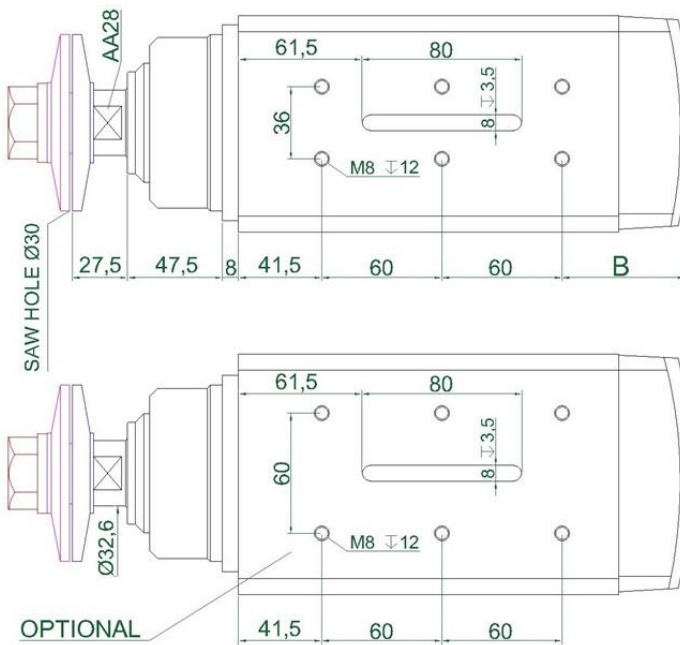
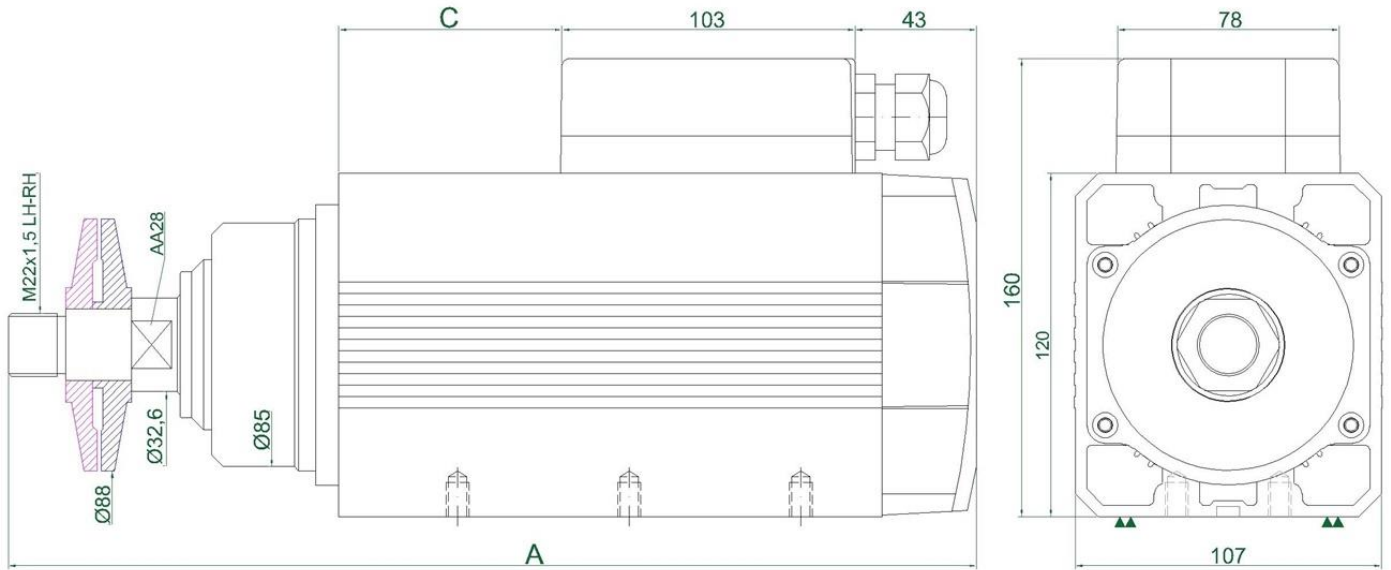


CKM-FL30.88M

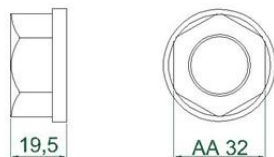


TYPE	A	B	C	D
HM90-10	339	62	77	206
HM90-11	349	72	87	216
HM90-14	379	102	117	246
HM90-17	409	132	147	276

MEDIUM STEEL COVER (CKM) / DOUBLE BEARINGS (DB) or CERAMIC BEARINGS (CB) (optional)



NUT M22x1,5 LH or RH



ELECTRIC CONNECTION (Check Motor Label For Voltage Value)

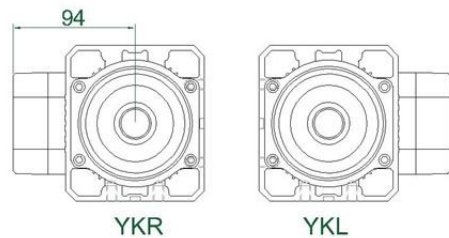
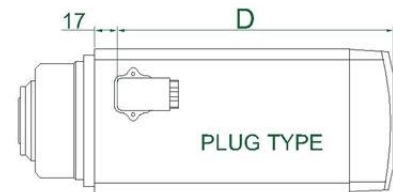
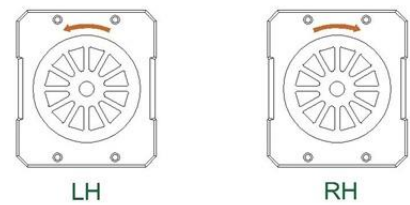
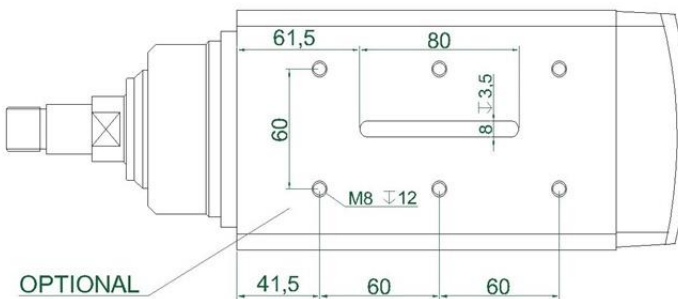
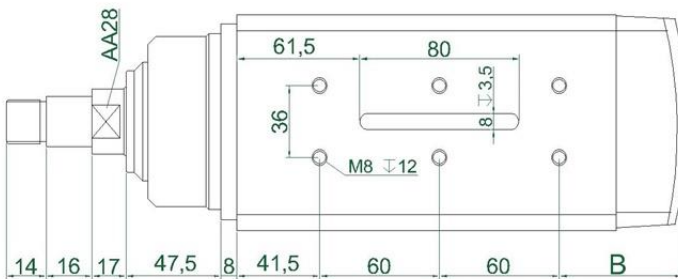
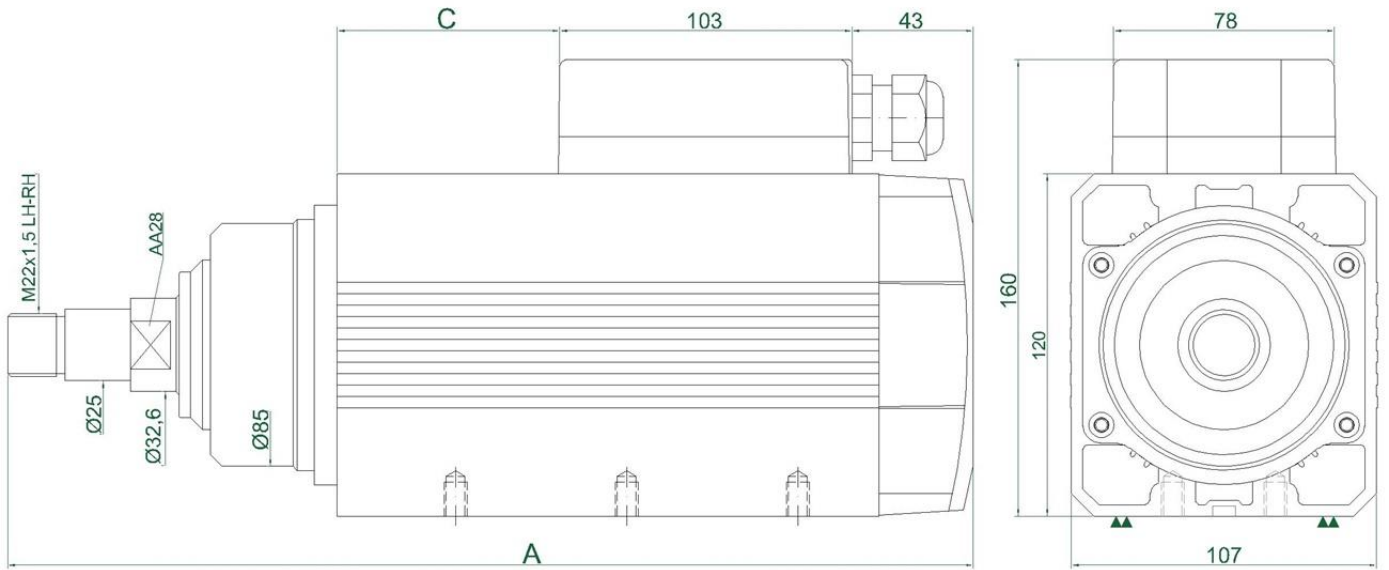


CKM-L17.16M



TYPE	A	B	C	D
HM90-10	339	62	77	206
HM90-11	349	72	87	216
HM90-14	379	102	117	246
HM90-17	409	132	147	276

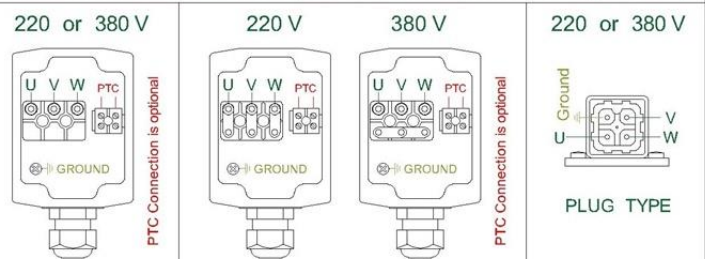
MEDIUM STEEL COVER (CKM) / DOUBLE BEARINGS (DB) or CERAMIC BEARINGS (CB) (optional)



NUT M22x1,5 LH or RH



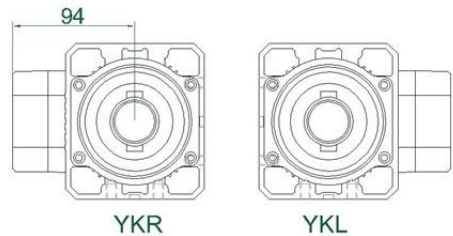
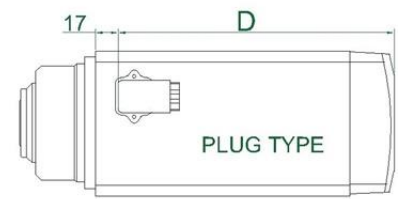
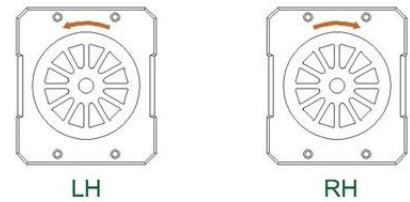
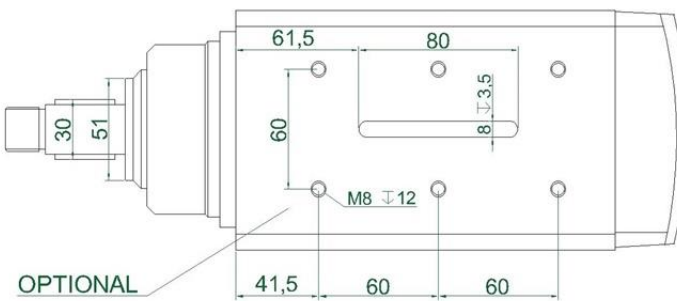
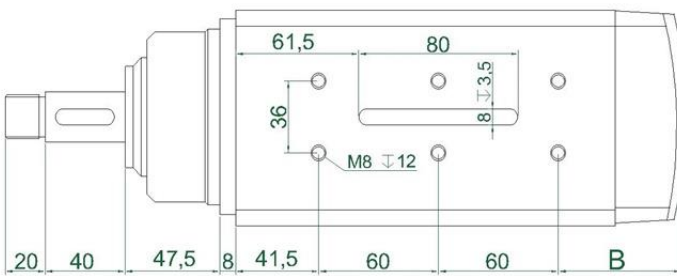
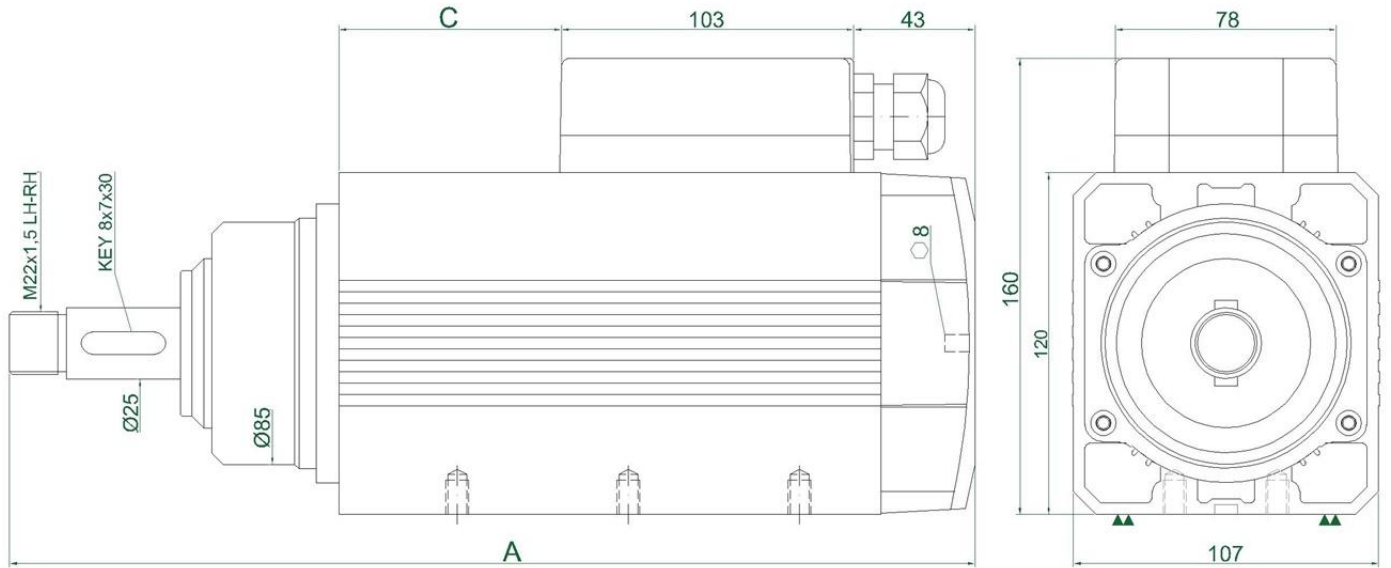
ELECTRIC CONNECTION (Check Motor Label For Voltage Value)



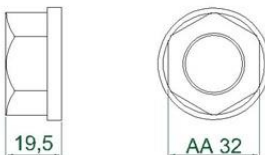
CKM-L40MK

TYPE	A	B	C	D
HM90-10	339	62	77	206
HM90-11	349	72	87	216
HM90-14	379	102	117	246
HM90-17	409	132	147	276

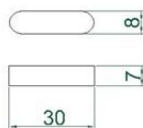
MEDIUM STEEL COVER (CKM) / DOUBLE BEARINGS (DB) or CERAMIC BEARINGS (CB) (optional)



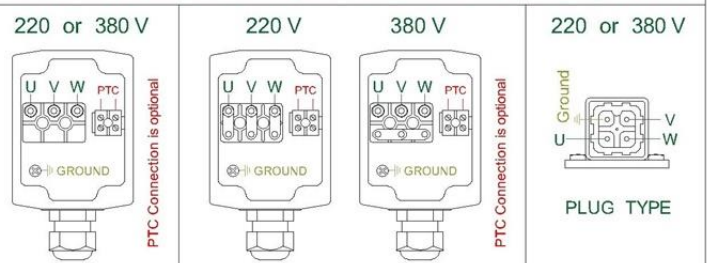
NUT M22x1,5 LH or RH



KEY 7x8x30



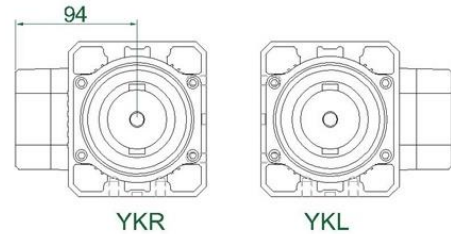
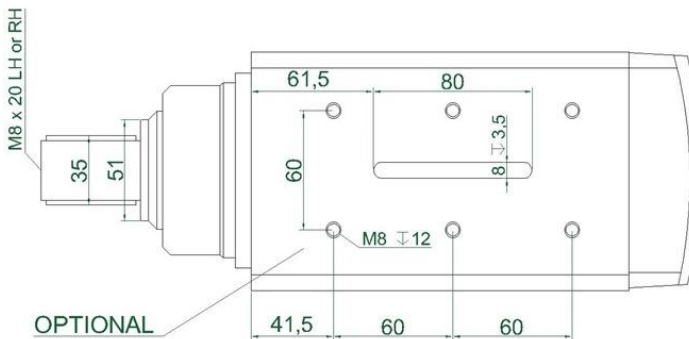
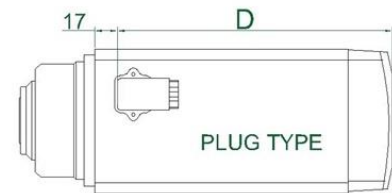
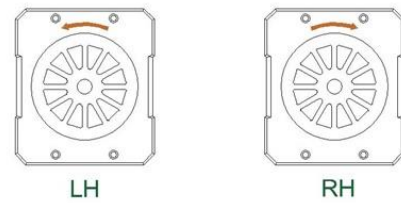
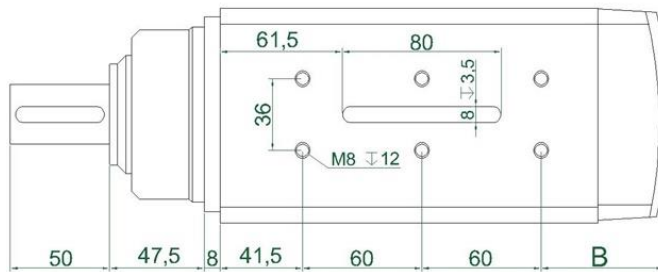
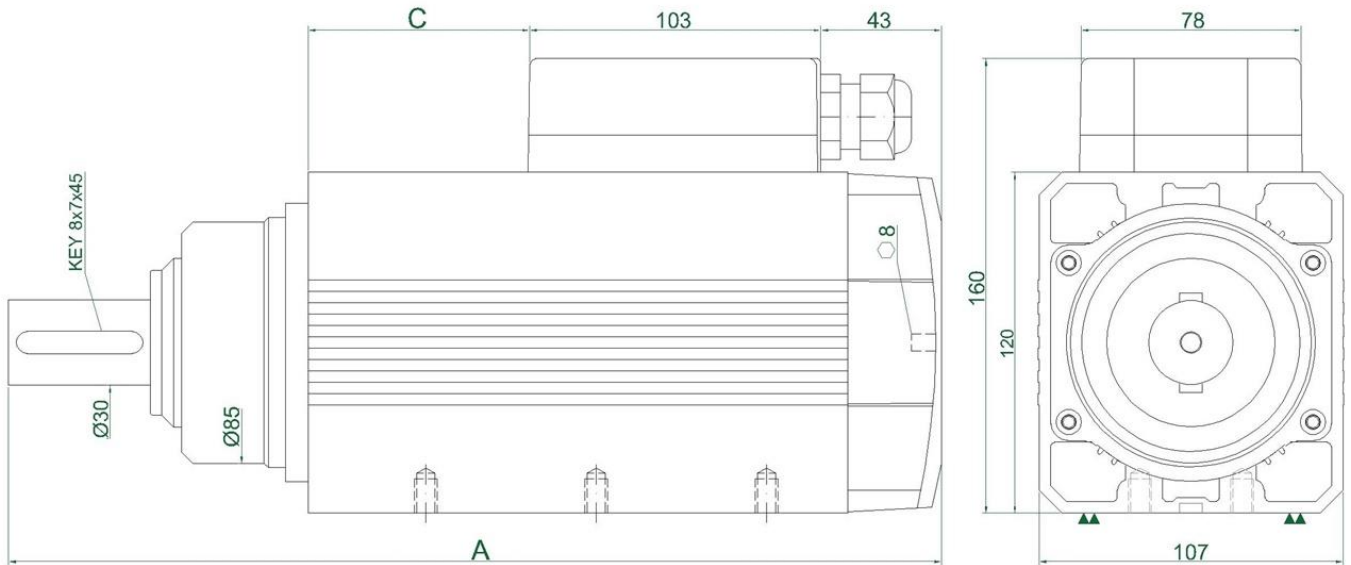
ELECTRIC CONNECTION (Check Motor Label For Voltage Value)



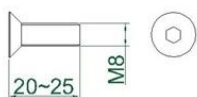
CKM-L50K

TYPE	A	B	C	D
HM90-10	329	62	77	206
HM90-11	339	72	87	216
HM90-14	369	102	117	246
HM90-17	399	132	147	276

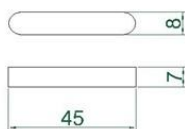
MEDIUM STEEL COVER (CKM) / DOUBLE BEARINGS (DB) or CERAMIC BEARINGS (CB) (optional)



BOLT _ M8 LH or RH



KEY 7x8x45



ELECTRIC CONNECTION (Check Motor Label For Voltage Value)

