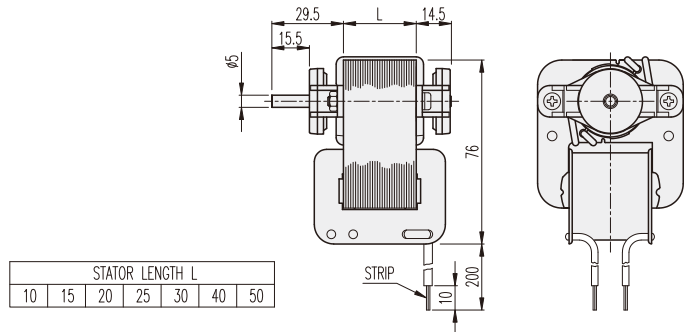



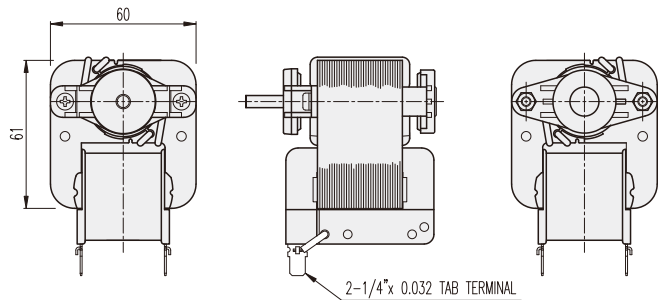
## KA61□□-TYPE

### DIMENSIONS

#### KA61□□ GENERAL TYPE SERIES



#### KA61□□ PIVOT TYPE SERIES



#### MOTOR PERFORMANCE DATA

MODEL	KA6120□U		KA6130□U		KA6140□U		KA6150□U	
	100AC	110AC	100AC	110AC	100AC	110AC	100AC	110AC
VOLTAGE(V)	100AC	110AC	100AC	110AC	100AC	110AC	100AC	110AC
FREQ. (Hz)	50	60	50	60	50	60	50	60
OUTPUT (W)	2	1.9	3.7	3.2	4.8	4.4	6.1	5.9
NO LOAD SPEED (rpm)	2800	3370	2860	3420	2900	3150	2900	3490
NO LOAD CURRENT (A)	0.26	0.2	0.3	0.25	0.33	0.28	0.39	0.34
START TORQ. (gf•cm)	90	72	143	87	165	115	207	162
STALL TORQ. (gf•cm)	100	74	174	120	206	151	256	202
RATED TORQ. (gf•cm)	80	64	150	108	197	149	248	200
RATED SPEED (rpm)	2400	2900	2400	2900	2400	2900	2400	2900
RUNNING TIME	CONTINUITY							

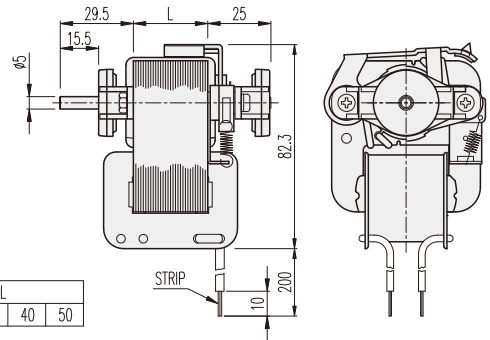
#### MOTOR PERFORMANCE DATA

MODEL	KA6120□E		KA6130□E		KA6140□E		KA6150□E	
	220AC		220AC		220AC		220AC	
VOLTAGE(V)	220AC		220AC		220AC		220AC	
FREQ. (Hz)	50	60	50	60	50	60	50	60
OUTPUT (W)	2	1.9	4.1	3.3	4.6	4.3	6.3	5.6
NO LOAD SPEED (rpm)	2790	3370	2890	3450	2890	3500	2910	3490
NO LOAD CURRENT (A)	0.11	0.1	0.14	0.12	0.16	0.14	0.18	0.16
START TORQ. (gf•cm)	102	74	137	88	130	116	215	144
STALL TORQ. (gf•cm)	108	75	184	125	200	150	266	193
RATED TORQ. (gf•cm)	80	64	168	113	186	145	264	188
RATED SPEED (rpm)	2400	2900	2400	2900	2400	2900	2400	2900
RUNNING TIME	CONTINUITY							

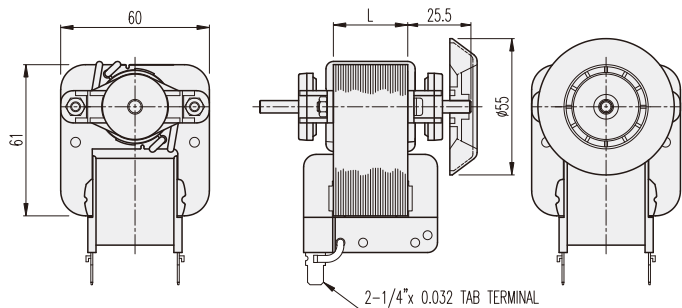
## KA61□□-TYPE

### DIMENSIONS

#### KA61□□ BRAKE TYPE SERIES



#### KA61□□ FAN TYPE SERIES



#### MOTOR PERFORMANCE DATA

MODEL	KA6120□U		KA6130□U		KA6140□U		KA6150□U	
	100AC	110AC	100AC	110AC	100AC	110AC	100AC	110AC
VOLTAGE(V)	100AC	110AC	100AC	110AC	100AC	110AC	100AC	110AC
FREQ. (Hz)	50	60	50	60	50	60	50	60
OUTPUT (W)	4.1	4	9.3	10.1	13.2	15.3	20.1	20.6
NO LOAD SPEED (rpm)	2860	3440	2900	3500	2930	3530	2890	3500
NO LOAD CURRENT (A)	0.46	0.34	0.87	0.66	0.86	0.79	1.65	1.06
START TORQ. (gf•cm)	158	119	310	257	363	302	653	539
STALL TORQ. (gf•cm)	210	158	451	378	565	525	914	710
RATED TORQ. (gf•cm)	166	135	373	337	533	512	808	685
RATED SPEED (rpm)	2400	2900	2400	2900	2400	2900	2400	2900
RUNNING TIME	5 MIN.							

#### MOTOR PERFORMANCE DATA

MODEL	KA6120□E		KA6130□E		KA6140□E		KA6150□E	
	220AC		220AC		220AC		220AC	
VOLTAGE(V)	220AC		220AC		220AC		220AC	
FREQ. (Hz)	50	60	50	60	50	60	50	60
OUTPUT (W)	4	3.9	9.5	10.1	13.6	15.3	20.9	20.4
NO LOAD SPEED (rpm)	2860	3440	2900	3500	2930	3530	2900	3500
NO LOAD CURRENT (A)	0.21	0.17	0.40	0.33	0.39	0.40	0.73	0.54
START TORQ. (gf•cm)	159	113	329	251	363	315	669	457
STALL TORQ. (gf•cm)	205	156	468	381	582	527	963	718
RATED TORQ. (gf•cm)	162	132	376	338	548	513	881	685
RATED SPEED (rpm)	2400	2900	2400	2900	2400	2900	2400	2900
RUNNING TIME	5 MIN.							