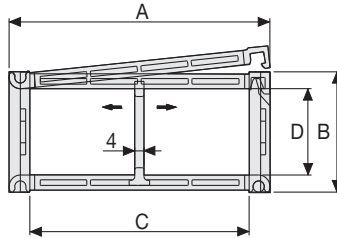


# Serie Medium

## SR445MI/SR445ME Nylon Cable Chain with openable frames

### Inner height (D) 45 mm

Sideband & Frame construction with large anti-friction single-pin. Frames openable from inner radius (SR445MI) or from outer radius (SR445ME). Vertical and horizontal modular separator system is available. This standard 45mm chain offers very high load capacities, despite its compact construction.



### Separator

- Unassembled Part.no S445UF
- Assembled Part.no S445UFMC

### Strong-hold separator

for C > 200 mm

- Unassembled Part.no S445SH
- Assembled Part.no S445SHMC

### Pin

Part.no PG445

### Technical characteristics when self-supported

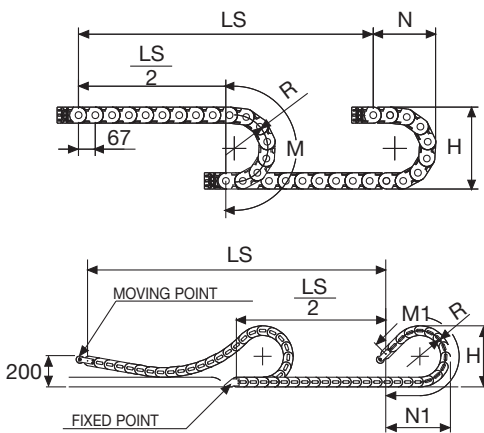
Speed	10 m/s
Acceleration	50 m/s <sup>2</sup>

For higher requirements please consult our technical dept.

For sliding applications, technical data can slightly change according to frequency, added weight and environment.

A	B	C	D	R	Weight/m	Chain
mm	mm	mm	mm	mm	kg	Part Number
72	64	50	45	075-100-125-150-175-200-250-300	1,64	SR445MI(ME)050□□□*
83	64	61	45	075-100-125-150-175-200-250-300	1,64	SR445MI(ME)061□□□*
97	64	75	45	075-100-125-150-175-200-250-300	1,76	SR445MI(ME)075□□□*
103	64	81	45	075-100-125-150-175-200-250-300	1,79	SR445MI(ME)081□□□*
117	64	95	45	075-100-125-150-175-200-250-300	1,86	SR445MI(ME)095□□□*
122	64	100	45	075-100-125-150-175-200-250-300	1,87	SR445MI(ME)100□□□*
129	64	107	45	075-100-125-150-175-200-250-300	1,90	SR445MI(ME)107□□□*
139	64	117	45	075-100-125-150-175-200-250-300	1,93	SR445MI(ME)117□□□*
147	64	125	45	075-100-125-150-175-200-250-300	2,01	SR445MI(ME)125□□□*
158	64	136	45	075-100-125-150-175-200-250-300	2,07	SR445MI(ME)136□□□*
172	64	150	45	075-100-125-150-175-200-250-300	2,13	SR445MI(ME)150□□□*
197	64	175	45	075-100-125-150-175-200-250-300	2,25	SR445MI(ME)175□□□*
222	64	200	45	075-100-125-150-175-200-250-300	2,39	SR445MI(ME)200□□□*
233	64	211	45	075-100-125-150-175-200-250-300	2,44	SR445MI(ME)211□□□*
247	64	225	45	075-100-125-150-175-200-250-300	2,52	SR445MI(ME)225□□□*
274	64	252	45	075-100-125-150-175-200-250-300	2,66	SR445MI(ME)252□□□*
283	64	261	45	075-100-125-150-175-200-250-300	2,70	SR445MI(ME)261□□□*
334	64	312	45	075-100-125-150-175-200-250-300	2,92	SR445MI(ME)312□□□*
356	64	334	45	075-100-125-150-175-200-250-300	3,05	SR445MI(ME)334□□□*
384	64	362	45	075-100-125-150-175-200-250-300	3,18	SR445MI(ME)362□□□*

\*Complete the code by inserting the value of the radius (R): Ex. SR445MI(ME)050 □ □ □ □ □



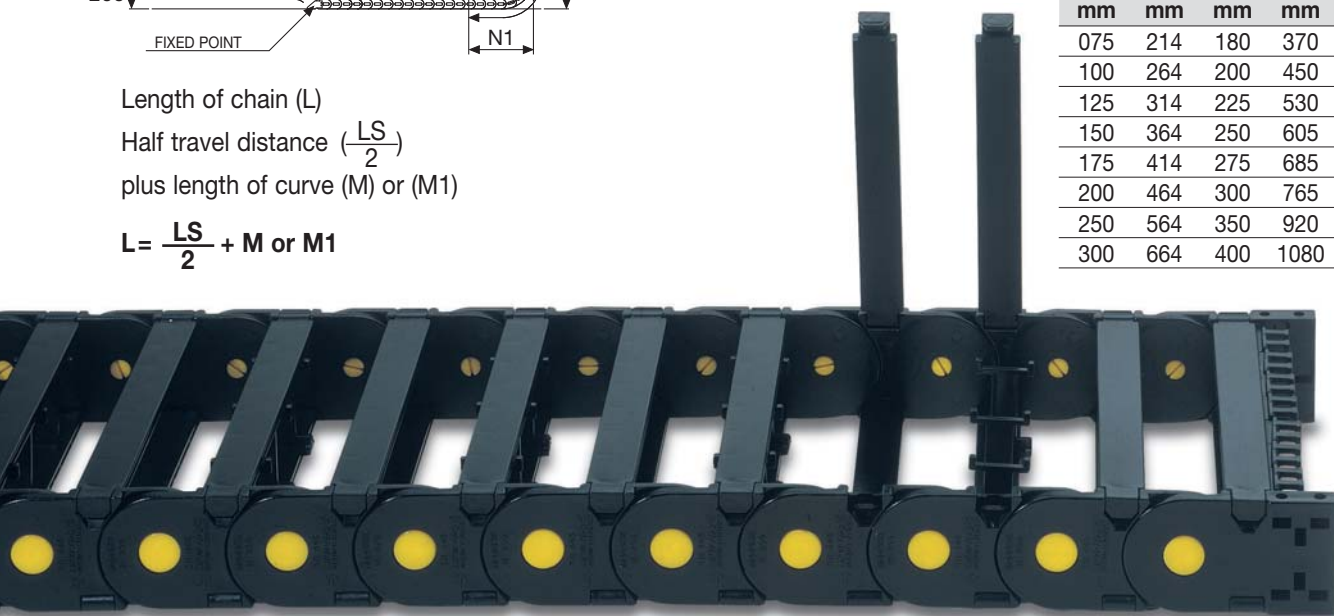
Length of chain (L)

Half travel distance ( $\frac{LS}{2}$ )

plus length of curve (M) or (M1)

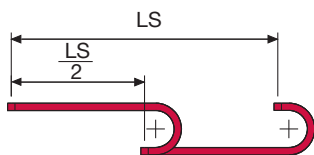
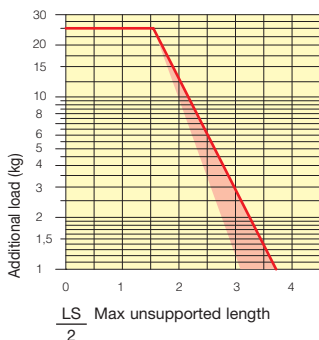
$$L = \frac{LS}{2} + M \text{ or } M1$$

R	H	N	M	N1	M1
mm	mm	mm	mm	mm	mm
075	214	180	370	205	425
100	264	200	450	230	505
125	314	225	530	285	655
150	364	250	605	375	875
175	414	275	685	460	1085
200	464	300	765	550	1310
250	564	350	920	725	1750
300	664	400	1080	895	2185



### Self-Supporting Capacity Diagram

The maximum length of the self-supporting capacity ( $\frac{LS}{2}$ ) in relationship to the weight of the cables and hoses contained per linear metre.



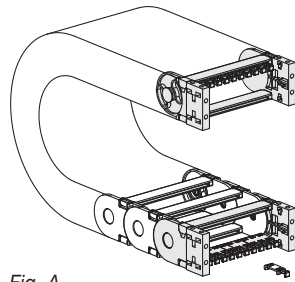
The red marking in the diagram area considers the difference of weight between various widths of chain.

For applications with  $\frac{LS}{2}$  and weights not included in the area of the diagram showing self-supporting capacity, verify the possible use of support rollers (see page 30).

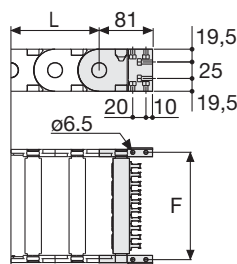
### End Brackets

The end brackets set allows the two ends of the chain to be attached to the equipment. Set complete with tiewrap clamps available on request.

#### Nylon Type



**Fig. A**  
The chain can be fixed frontally, inner or outer radius. (Fig A)



Chain Type	F mm
SR445MI(ME)050	63
SR445MI(ME)061	74
SR445MI(ME)075	88
SR445MI(ME)081	94
SR445MI(ME)095	108
SR445MI(ME)100	113
SR445MI(ME)107	120
SR445MI(ME)117	130
SR445MI(ME)125	138
SR445MI(ME)136	149
SR445MI(ME)150	163
SR445MI(ME)175	188
SR445MI(ME)200	213
SR445MI(ME)211	224
SR445MI(ME)225	238
SR445MI(ME)252	265
SR445MI(ME)261	274
SR445MI(ME)312	325
SR445MI(ME)334	347
SR445MI(ME)362	375

#### Nylon Type Part Numbers

Complete Set Assembled  
AN445M□□□\*KM

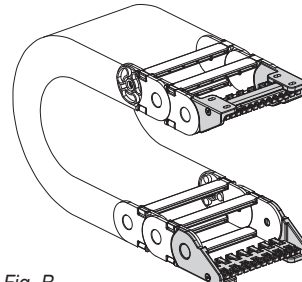
Complete Set Unassembled  
AN445M□□□\*K

#### Tiewrap Clamp Part Numbers

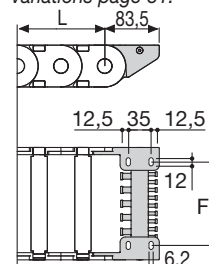
Complete Set Assembled  
CFC445M□□□\*KM

Complete Set Unassembled  
CFC445M□□□\*K

#### Nylon Type



**Fig. B**  
Chain fixed outside the radius. (Fig B)  
See end brackets mounting variations page 31.



Chain Type	F mm
SR445MI(ME)050	28
SR445MI(ME)061	39
SR445MI(ME)075	53
SR445MI(ME)081	59
SR445MI(ME)095	73
SR445MI(ME)100	78
SR445MI(ME)107	85
SR445MI(ME)117	95
SR445MI(ME)125	103
SR445MI(ME)136	114
SR445MI(ME)150	128
SR445MI(ME)175	153
SR445MI(ME)200	178
SR445MI(ME)211	189
SR445MI(ME)225	203
SR445MI(ME)252	230
SR445MI(ME)261	239
SR445MI(ME)312	290
SR445MI(ME)334	312
SR445MI(ME)362	340

#### Nylon Type Part Numbers

Complete Set Assembled  
AN445KM□\*\*\*\*

Complete Set Unassembled  
AN445K□\*\*\*\*

#### Tiewrap Clamp Part Numbers

Complete Set Assembled  
SFCT445□□□\*KM

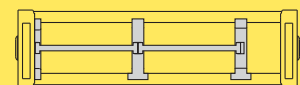
Complete Set Unassembled  
SFCT445□□□\*K

\*\*\*\*1=Pos.1; 2=Pos.2; 3=Pos.3  
5=Pos.5; 6=Pos.6

### Serie Medium

## SR445MI SR445ME

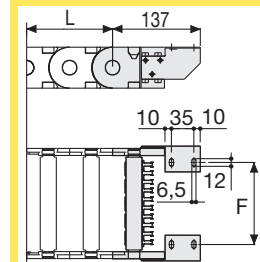
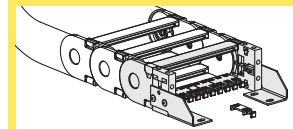
Nylon Cable Chain  
with openable frames



**Separation System**  
To choose the separators see page. 184



### Bright Zinc Plated Steel Type\*\*\*



F = A-44

### Bright Zinc Plated Steel Type Part Numbers

Complete Set Assembled  
A445M□□□\*KM□\*\*

Complete Set Unassembled  
A445M□□□\*K□\*\*

#### Tiewrap Clamp Part Numbers

Complete Set Assembled  
CFC445M□□□\*KM

Complete Set Unassembled  
CFC445M□□□\*K

\* Inner width (C)  
\*\* 1=Pos.1; 2=Pos.2; 3=Pos.3  
\*\*\* Available on request in stainless steel