

Serie Steel

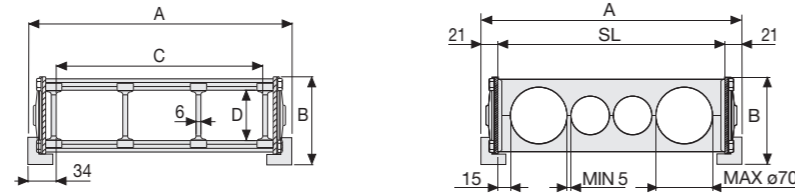
Sliding cable chains in bright zinc plated steel

Technical characteristics when self-supported

Speed	2 m/s
Acceleration	2 m/s ²

For higher requirements please consult our technical dept.

35LPT with aluminium draw plates



A	B	C	D	R	Weight/m	Chain
mm	mm	mm	mm	mm	kg	Part Number
172	107	104	65	200-250-300-350-400-450-500-600	11,49	35LPT104 □□□ *
222	107	154	65	200-250-300-350-400-450-500-600	11,86	35LPT154 □□□ *
272	107	204	65	200-250-300-350-400-450-500-600	12,23	35LPT204 □□□ *
322	107	254	65	200-250-300-350-400-450-500-600	12,60	35LPT254 □□□ *
372	107	304	65	200-250-300-350-400-450-500-600	12,97	35LPT304 □□□ *
422	107	354	65	200-250-300-350-400-450-500-600	13,33	35LPT354 □□□ *
472	107	404	65	200-250-300-350-400-450-500-600	13,70	35LPT404 □□□ *
522	107	454	65	200-250-300-350-400-450-500-600	14,07	35LPT454 □□□ *
572	107	504	65	200-250-300-350-400-450-500-600	14,44	35LPT504 □□□ *
C+68	107	65	200-250-300-350-400-450-500-600		35LPT □□□□□ **

*Complete the code by inserting the value of the radius (R): Ex. 35PT154 [3] [5] [0]

**Complete the code by inserting the value of the quote C and the radius (R): Ex. 35PT [1] [2] [3] [3] [5] [0]

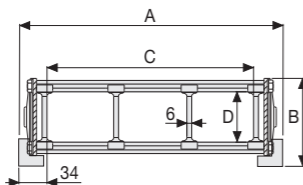
Chain equipped with aluminium draw plates every pitch: complete the code by inserting the letter D. Ex. 35LT154350 [0]

Aluminium split cross pieces created by design

A	B	R	Chain
mm	mm	mm	Part Number
SL+42	107	200-250-300-350-400-450-500-600	35LPA □□□□□ ***

***Complete the code by inserting the value of SL and the radius (R): Ex. 35LPA [1] [5] [0] [2] [5] [0]

35LPC with aluminium covers



A	B	C	D	R	Weight/m	Chain
mm	mm	mm	mm	mm	kg	Part Number
172	107	104	65	200-250-300-350-400-450-500-600	13,26	35LPC104 □□□ *
222	107	154	65	200-250-300-350-400-450-500-600	14,29	35LPC154 □□□ *
272	107	204	65	200-250-300-350-400-450-500-600	15,32	35LPC204 □□□ *
322	107	254	65	200-250-300-350-400-450-500-600	16,35	35LPC254 □□□ *
372	107	304	65	200-250-300-350-400-450-500-600	17,38	35LPC304 □□□ *
422	107	354	65	200-250-300-350-400-450-500-600	18,41	35LPC354 □□□ *
472	107	404	65	200-250-300-350-400-450-500-600	19,44	35LPC404 □□□ *
522	107	454	65	200-250-300-350-400-450-500-600	20,46	35LPC454 □□□ *
572	107	504	65	200-250-300-350-400-450-500-600	21,49	35LPC504 □□□ *
C+68	107	65	200-250-300-350-400-450-500-600		35LPC □□□□□ **

*Complete the code by inserting the value of the radius (R): Ex. 35LPC154 [2] [5] [0]

**Complete the code by inserting the value of the quote C and the radius (R): Ex. 35LPC [1] [2] [3] [2] [5] [0]

40LPT with aluminium draw plates

A	B	C	D	R	Weight/m	Chain
mm	mm	mm	mm	mm	kg	Part Number
230	161,5	150	112,5	250-300-350-400-450-500-550-600-700-750-850	20,71	40LPT150 □□□ *
280	161,5	200	112,5	250-300-350-400-450-500-550-600-700-750-850	21,17	40LPT200 □□□ *
330	161,5	250	112,5	250-300-350-400-450-500-550-600-700-750-850	21,63	40LPT250 □□□ *
380	161,5	300	112,5	250-300-350-400-450-500-550-600-700-750-850	22,09	40LPT300 □□□ *
480	161,5	400	112,5	250-300-350-400-450-500-550-600-700-750-850	23,02	40LPT400 □□□ *
580	161,5	500	112,5	250-300-350-400-450-500-550-600-700-750-850	23,94	40LPT500 □□□ *
C+80	161,5	112,5	250-300-350-400-450-500-550-600-700-750-850		40LPT □□□□□ **

*Complete the code by inserting the value of the radius (R): Ex. 40LPT150 [2] [5] [0]

**Complete the code by inserting the value of the quote C and the radius (R): Ex. 40LPT [1] [2] [3] [2] [5] [0]

Aluminium split cross pieces created by design

A	B	R	Chain
mm	mm	mm	Part Number
SL+44	161,5	250-300-350-400-450-500-550-600-700-750-850	40LPA □□□□□ ***

***Complete the code by inserting the value of SL and of the radius (R): Ex. 40LTA [1] [5] [0] [2] [5] [0]

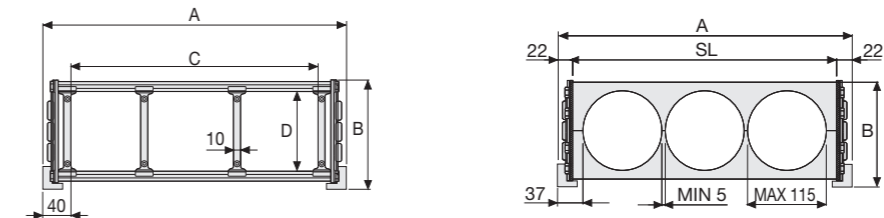
40LPC with aluminium covers

A	B	C	D	R	Weight/m	Chain
mm	mm	mm	mm	mm	kg	Part Number
230	161,5	150	104	250-300-350-400-450-500-550-600-700-750-850	23,96	40LPC150 □□□ *
280	161,5	200	104	250-300-350-400-450-500-550-600-700-750-850	25,33	40LPC200 □□□ *
330	161,5	250	104	250-300-350-400-450-500-550-600-700-750-850	26,69	40LPC250 □□□ *
380	161,5	300	104	250-300-350-400-450-500-550-600-700-750-850	28,05	40LPC300 □□□ *
480	161,5	400	104	250-300-350-400-450-500-550-600-700-750-850	30,77	40LPC400 □□□ *
580	161,5	500	104	250-300-350-400-450-500-550-600-700-750-850	33,50	40LPC500 □□□ *
C+80	161,5	104	250-300-350-400-450-500-550-600-700-750-850		40LPC □□□□□ **

*Complete the code by inserting the value of the radius (R): Ex. 40LPC150 [3] [5] [0]

**Complete the code by inserting the value of the quote C and the radius (R): Ex. 40LPC [1] [2] [3] [3] [5] [0]

42LPT with aluminium covers



A	B	C	D	R	Weight/m	Chain
mm	mm	mm	mm	mm	kg	Part Number
230	191,5	150	138	250-300-350-400-450-500-550-600-700-750-850	24,25	42LPT150 □□□ *
280	191,5	200	138	250-300-350-400-450-500-550-600-700-750-850	24,71	42LPT200 □□□ *
330	191,5	250	138	250-300-350-400-450-500-550-600-700-750-850	25,17	42LPT250 □□□ *
380	191,5	300	138	250-300-350-400-450-500-550-600-700-750-850	25,63	42LPT300 □□□ *
430	191,5	400	138	250-300-350-400-450-500-550-600-700-750-850	26,56	42LPT400 □□□ *
580	191,5	500	138	250-300-350-400-450-500-550-600-700-750-850	27,48	42LPT500 □□□ *
C+80	191,5	138	250-300-350-400-450-500-550-600-700-750-850		42LPT □□□□□ **

*Complete the code by inserting the value of the radius (R): Ex. 42LPT150 [3] [5] [0]

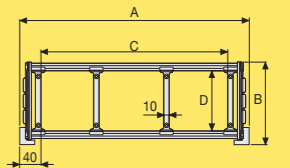
**Complete the code by inserting the value of the quote C and the radius (R): Ex. 42LPT [1] [5] [0] [3] [5] [0]



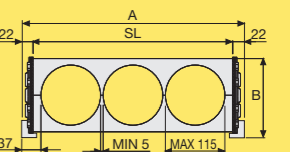
Sliding low-friction skids fastened to the links allow chains running on themselves, all the while granting them to get more longer strokes. Aluminium Draw Plates with nylon separations or aluminium split cross piece created by design. Separators system available.

⁽¹⁾ Available in Stainless steel

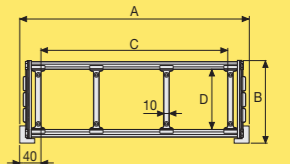
40LPT



40LPA



40LPC



For further information please consult Brevetti Stendato's Technical Office